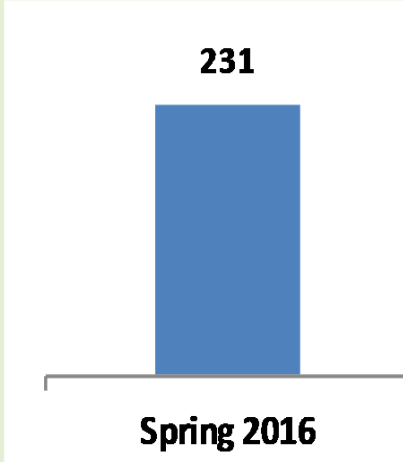
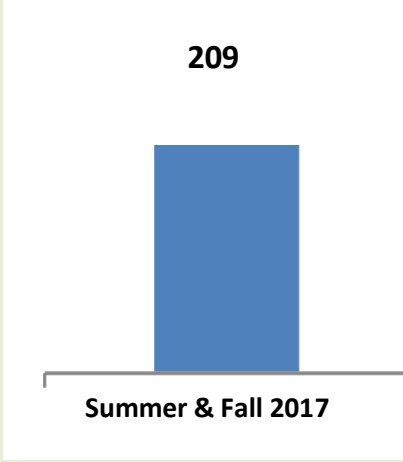
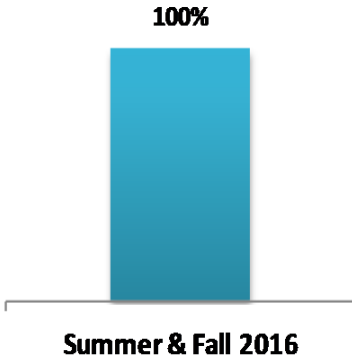
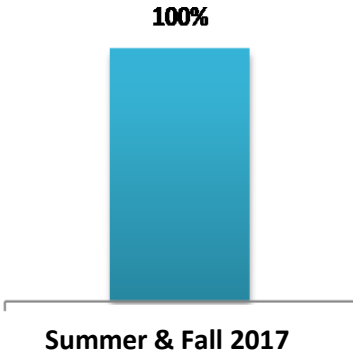




Institutional –Set Standards for Student Achievement (ISSA) Report

Assessment results for Academic Year 2015-2016 and 2016-2017

Institutional Set-standards for Student Achievement	Performance in AY 2015-2016	Performance in AY 2016-2017								
ISSA 1. PCC recruits graduating seniors from all high schools in Palau.	 <p>A bar chart with a single blue bar representing the number of students recruited in Spring 2016. The value '231' is displayed above the bar. The x-axis is labeled 'Spring 2016'.</p> <table border="1"><thead><tr><th>Period</th><th>Number of Students</th></tr></thead><tbody><tr><td>Spring 2016</td><td>231</td></tr></tbody></table>	Period	Number of Students	Spring 2016	231	 <p>A bar chart with a single blue bar representing the number of students recruited in Summer & Fall 2017. The value '209' is displayed above the bar. The x-axis is labeled 'Summer & Fall 2017'.</p> <table border="1"><thead><tr><th>Period</th><th>Number of Students</th></tr></thead><tbody><tr><td>Summer & Fall 2017</td><td>209</td></tr></tbody></table>	Period	Number of Students	Summer & Fall 2017	209
Period	Number of Students									
Spring 2016	231									
Period	Number of Students									
Summer & Fall 2017	209									
ISSA 2. PCC accepts 100% of graduating seniors who applied for and met admissions requirements	 <p>A bar chart with a single blue bar representing the acceptance rate in Summer & Fall 2016. The value '100%' is displayed above the bar. The x-axis is labeled 'Summer & Fall 2016'.</p> <table border="1"><thead><tr><th>Period</th><th>Acceptance Rate</th></tr></thead><tbody><tr><td>Summer & Fall 2016</td><td>100%</td></tr></tbody></table>	Period	Acceptance Rate	Summer & Fall 2016	100%	 <p>A bar chart with a single blue bar representing the acceptance rate in Summer & Fall 2017. The value '100%' is displayed above the bar. The x-axis is labeled 'Summer & Fall 2017'.</p> <table border="1"><thead><tr><th>Period</th><th>Acceptance Rate</th></tr></thead><tbody><tr><td>Summer & Fall 2017</td><td>100%</td></tr></tbody></table>	Period	Acceptance Rate	Summer & Fall 2017	100%
Period	Acceptance Rate									
Summer & Fall 2016	100%									
Period	Acceptance Rate									
Summer & Fall 2017	100%									

Institutional Set-standards for Student Achievement	Performance in AY 2015-2016	Performance in AY 2016-2017*
<p>ISSA 3. PCC enrolls at least 65% of graduating seniors who applied for and met admissions requirements.</p>	<div data-bbox="667 570 1031 967" data-label="Figure"> <p>69%</p> <p>65%</p> <p>Summer & Fall 2016</p> </div> <p data-bbox="611 1040 1087 1105">No. of students applied and met admissions requirements = 154</p> <p data-bbox="611 1141 936 1170">No of students enrolled = 106</p>	<div data-bbox="1293 537 1619 967" data-label="Figure"> <p>73%</p> <p>65%</p> <p>Summer & Fall 2017</p> </div> <p data-bbox="1173 1040 1650 1105">No. of students applied and met admissions requirements = 138</p> <p data-bbox="1173 1141 1482 1170">No of students enrolled = 99</p> <p data-bbox="1173 1222 1703 1300">* Enrollment Data as of August 10, 2017, 3pm</p>

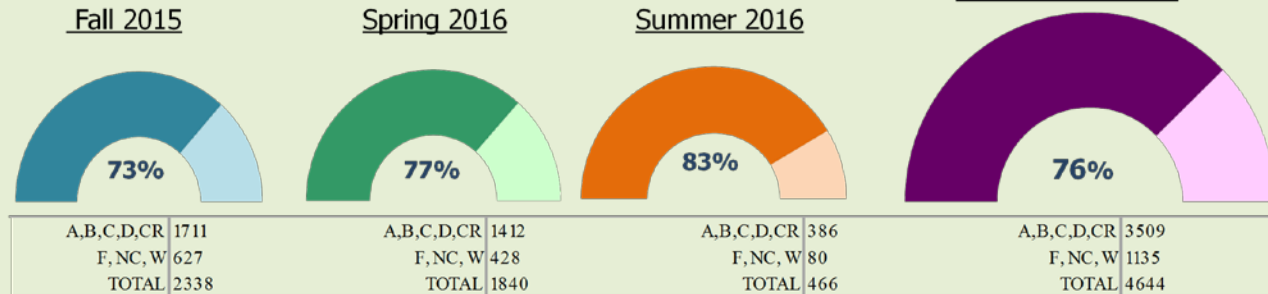
Institutional Set-standards for Student Achievement

Performance in AY 2015-2016

ISSA 4. At least 60% of registered students will complete enrolled courses (course completion) in any given semester.

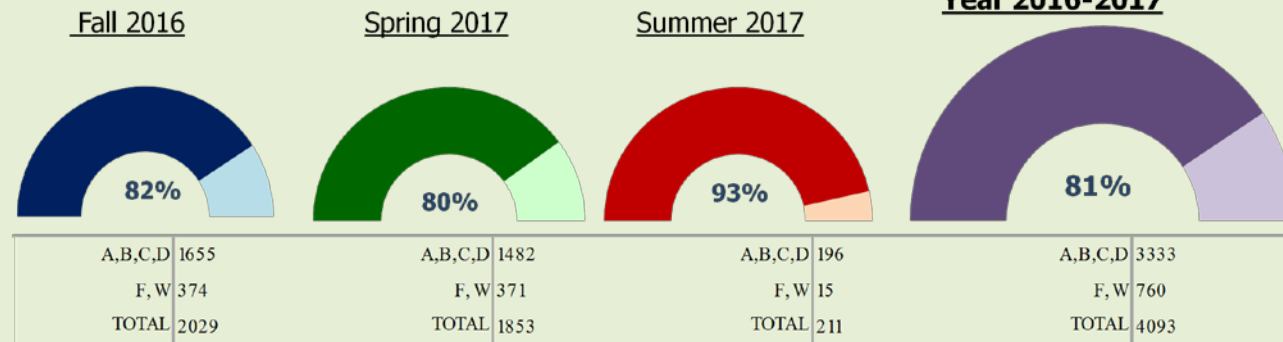
PCC's Course Completion Rate is the percentage of students who receive a passing/satisfactory grade (A,B,C,D,CR) or successfully completed the course.

Performance in Academic Year 2015-2016



Performance in AY 2016-2017

Performance in Academic Year 2016-2017



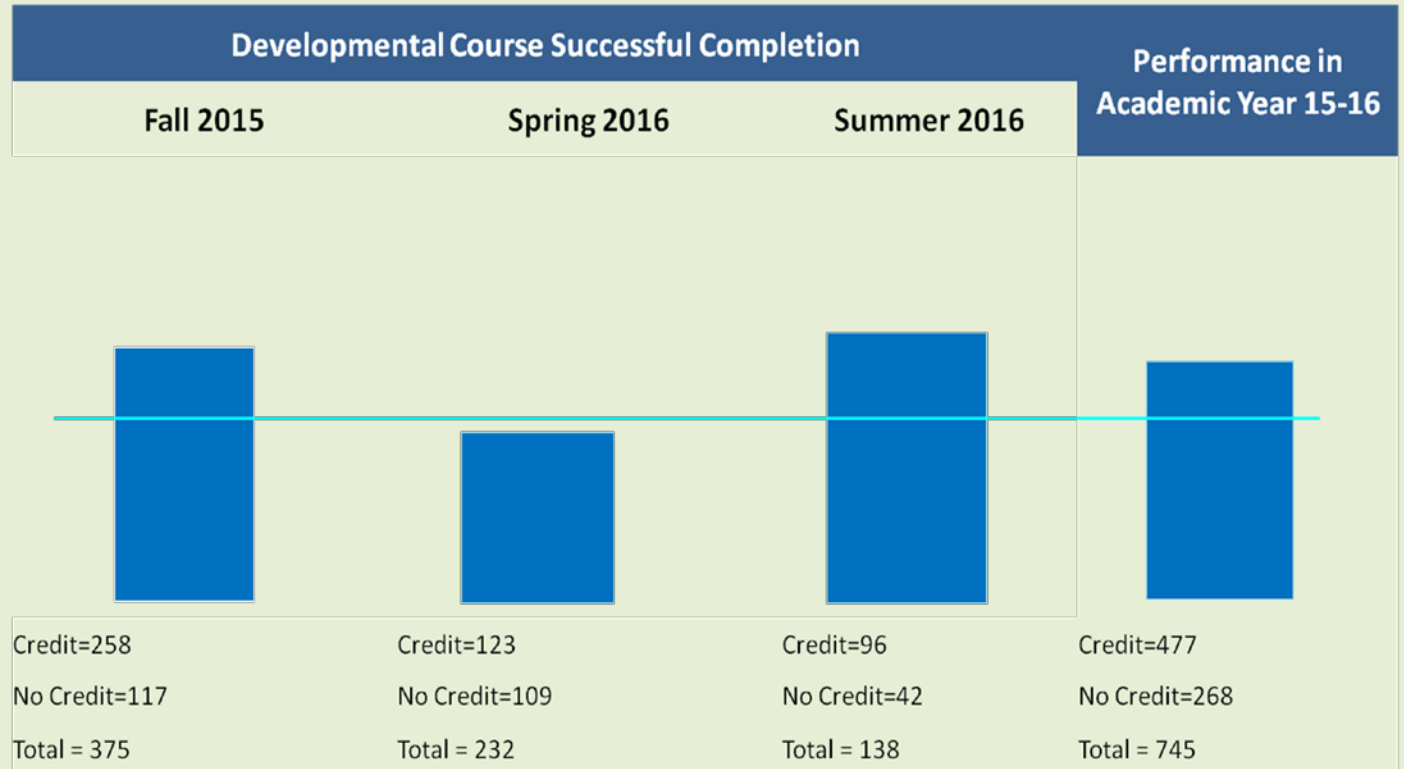
Institutional Set-standards for Student Achievement	Performance in AY 2015-2016	Performance in AY 2016-2017									
<p>ISSA 5. PCC retains at least 60% of registered students from term to term; fall to fall; and spring to spring until completion of degree/certificate programs.</p>	<p style="text-align: center;">Retention Rate</p> <p style="text-align: center;">Fall 2015 to Spring 2016 Fall 2015 to Fall 2016</p> <table border="1" style="margin-left: auto; margin-right: auto;"> <tr> <td>73%</td> <td>59%</td> </tr> <tr> <td>Fall 2015 Cohort = 145</td> <td>Fall 2015 Cohort = 145</td> </tr> <tr> <td>Returned in SP16 = 106</td> <td>Returned in FA16 = 85</td> </tr> </table>	73%	59%	Fall 2015 Cohort = 145	Fall 2015 Cohort = 145	Returned in SP16 = 106	Returned in FA16 = 85	<p style="text-align: center;">Retention Rate</p> <p style="text-align: center;">Fall 2016 to Spring 2017 Fall 2016 to Fall 2017</p> <table border="1" style="margin-left: auto; margin-right: auto;"> <tr> <td>84%</td> </tr> <tr> <td>Fall 2016 Cohort = 130</td> </tr> <tr> <td>Returned in SP17 = 109</td> </tr> </table>	84%	Fall 2016 Cohort = 130	Returned in SP17 = 109
73%	59%										
Fall 2015 Cohort = 145	Fall 2015 Cohort = 145										
Returned in SP16 = 106	Returned in FA16 = 85										
84%											
Fall 2016 Cohort = 130											
Returned in SP17 = 109											

Institutional Set-standards for Student Achievement

Performance in AY 2015-2016

ISSA 6. At least 55% of registered students will complete enrolled developmental courses in any given semester.
(Inactive Fall 2016)

PCC's Developmental Course Completion Rate is the percentage of students who receive credits (CR) or successfully completed the course.



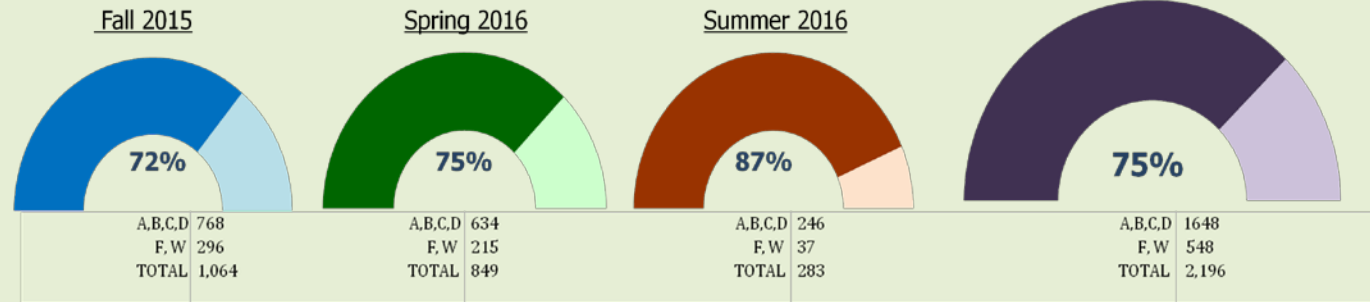
Institutional Set-standards for Student Achievement

ISSA 7. At least 70% of registered students will complete enrolled general education courses in any given semester.

PCC's General Education Course Completion Rate is the percentage of students who receive a passing/satisfactory grade (A,B,C,D) or successfully completed the course.

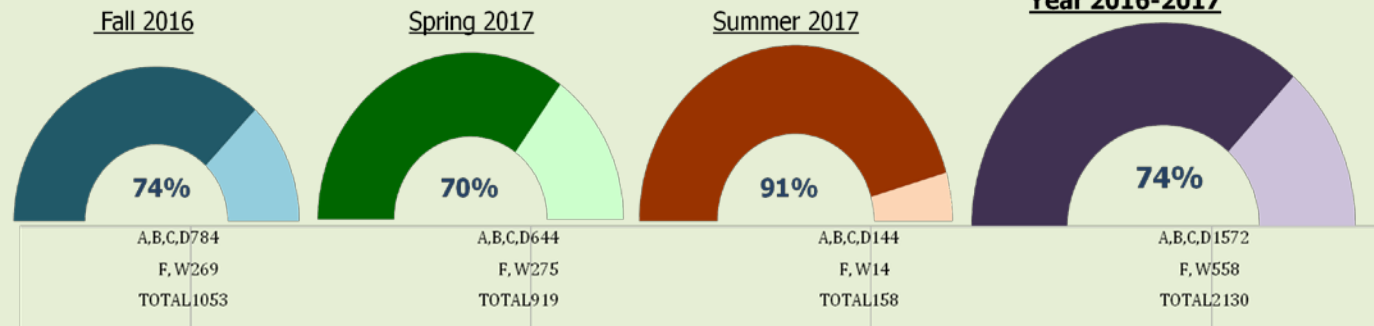
Performance in AY 2015-2016

Performance in Academic Year 2015-2016



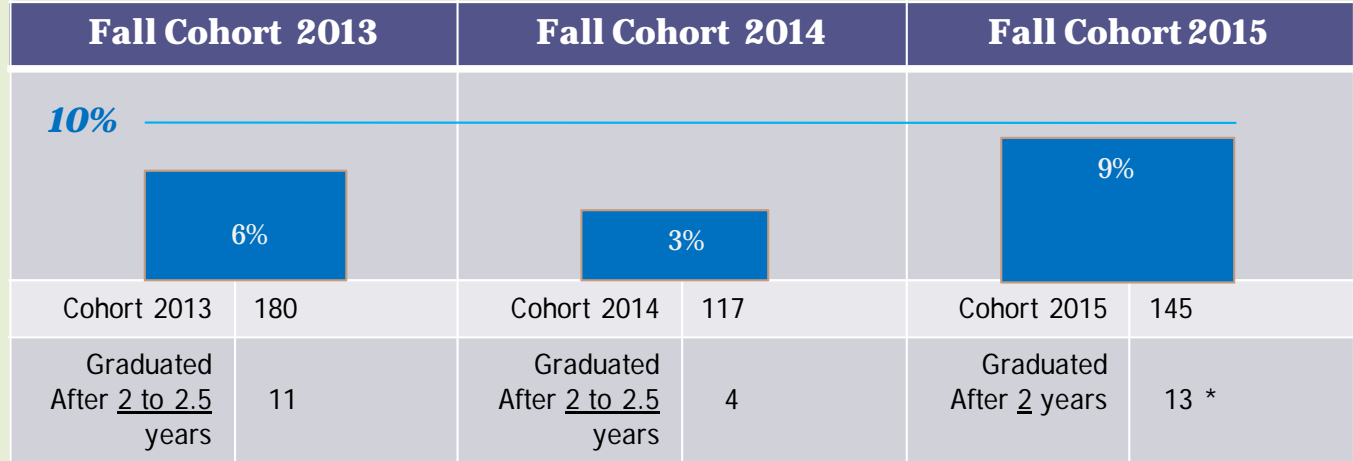
Performance in AY 2016-2017

Performance in Academic Year 2016-2017



Institutional Set-standards for Student Achievement

ISSA 8. At least 10% of students enrolled will graduate in 2 - 2.5 years.



**Reflects the graduates of SP17 and SU 17 only, FA17 graduates will be included once data is available*

Fall Cohort is defined as full-time, first-time degree seeking students in Fall, also included students enrolled in the fall term who enrolled as first time in the prior summer term.

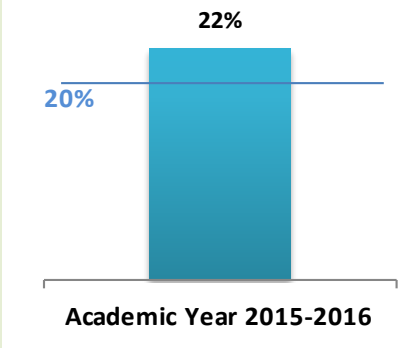
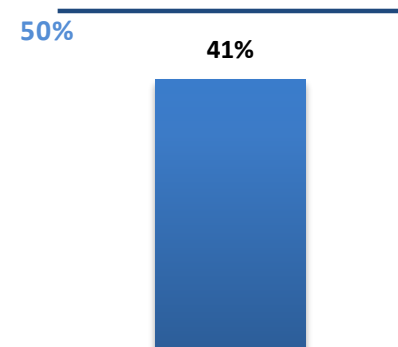
Institutional Set-standards for Student Achievement

ISSA 9. At least 20% of students enrolled will graduate in 3 - 3.5 years.

Fall Cohort 2013		Fall Cohort 2014		Fall Cohort 2015	
Cohort 2013	180	Cohort 2014	117	Cohort 2015	145
Graduated After <u>3 to 3.5</u> years	17	Graduated After 3 years	19 *	Graduated After <u>3 to 3.5</u> years	

**Reflects the graduates of SP17 and SU 17 only, FA17 graduates will be included once data is available*

Fall Cohort is defined as full-time, first-time degree seeking students in Fall, also included students enrolled in the fall term who enrolled as first time in the prior summer term.

Institutional Set-standards for Student Achievement	Performance in AY 2015-2016	Performance in AY 2016-2017
<p>ISSA 10. At least 20% of students who completed degree programs will transfer to 4-year colleges/ universities</p>	 <p>Number of Graduates AY 2015-2016 (FA15, SP16, SU16) = <u>63</u></p> <p>Transferred to a 4-year college/ university = <u>14</u></p>	<p>Number of Graduates AY 2016-2017 (FA16, SP17, SU17) = <u>118</u></p> <p>Transferred to a 4-year college/ university =</p>
<p>ISSA 11. At least 50% of students who completed degree/certificate programs will enter the work force (job placement)</p>	 <p>Number of Graduates AY 2015-2016 (FA15, SP16, SU16) = <u>63</u></p> <p>Entered the workforce = <u>23</u></p>	<p>Number of Graduates AY 2016-2017 (FA16, SP17, SU17) = <u>118</u></p> <p>Entered the workforce =</p>