



Institutional-set Standards for Student Achievement (ISSA)

Assessment Results for Academic Year 2017-2018

ISSA 1

PCC recruits graduating seniors from all high schools in Palau.

210

graduating seniors
in **SPRING 2018**



231 graduating seniors
SPRING 2016



208 graduating seniors in
SPRING 2017



ISSA 2

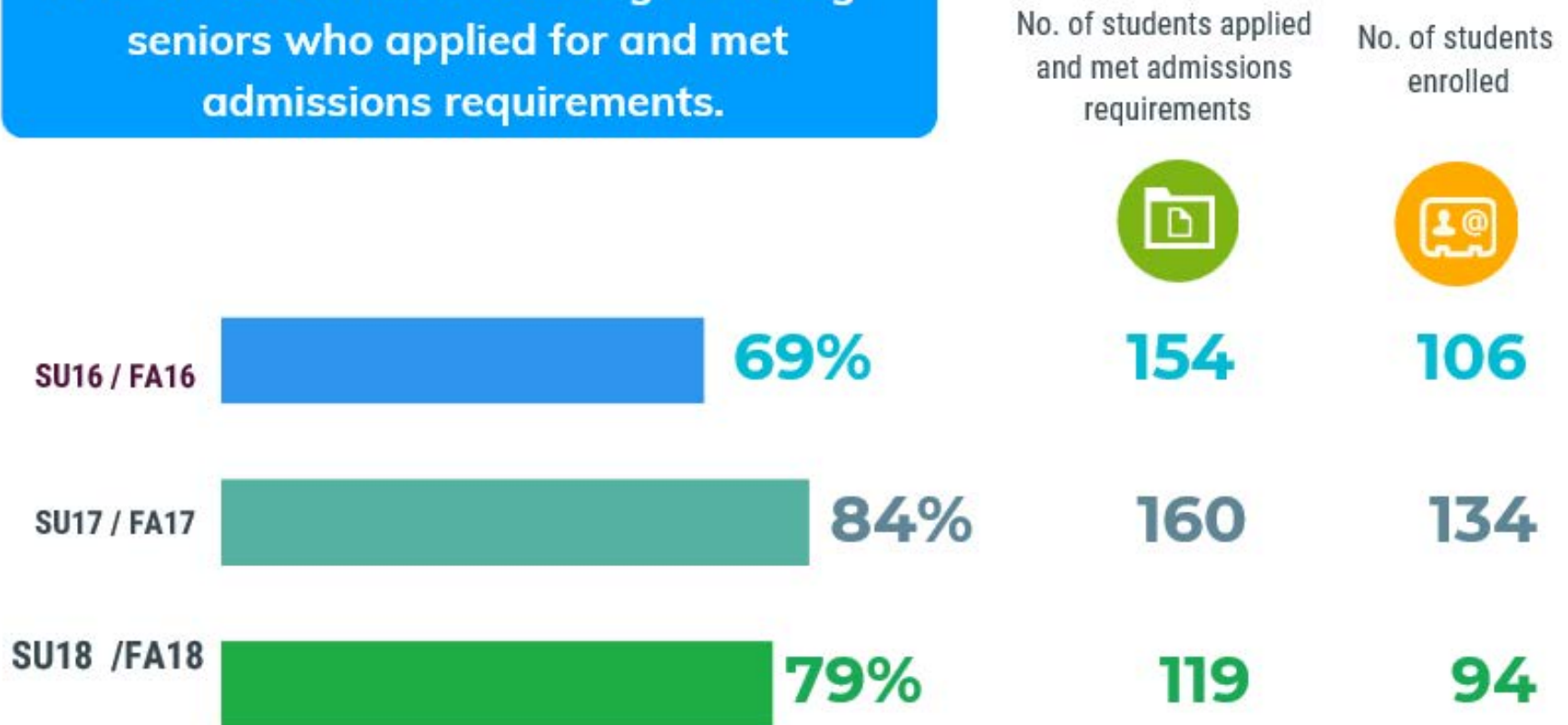
PCC accepts 100% of graduating seniors who applied for and met admissions requirements.

100%



ISSA 3

PCC enrolls at least 65% of graduating seniors who applied for and met admissions requirements.



ISSA 4

At least 60% of registered students will complete enrolled courses (course completion) in any given semester.

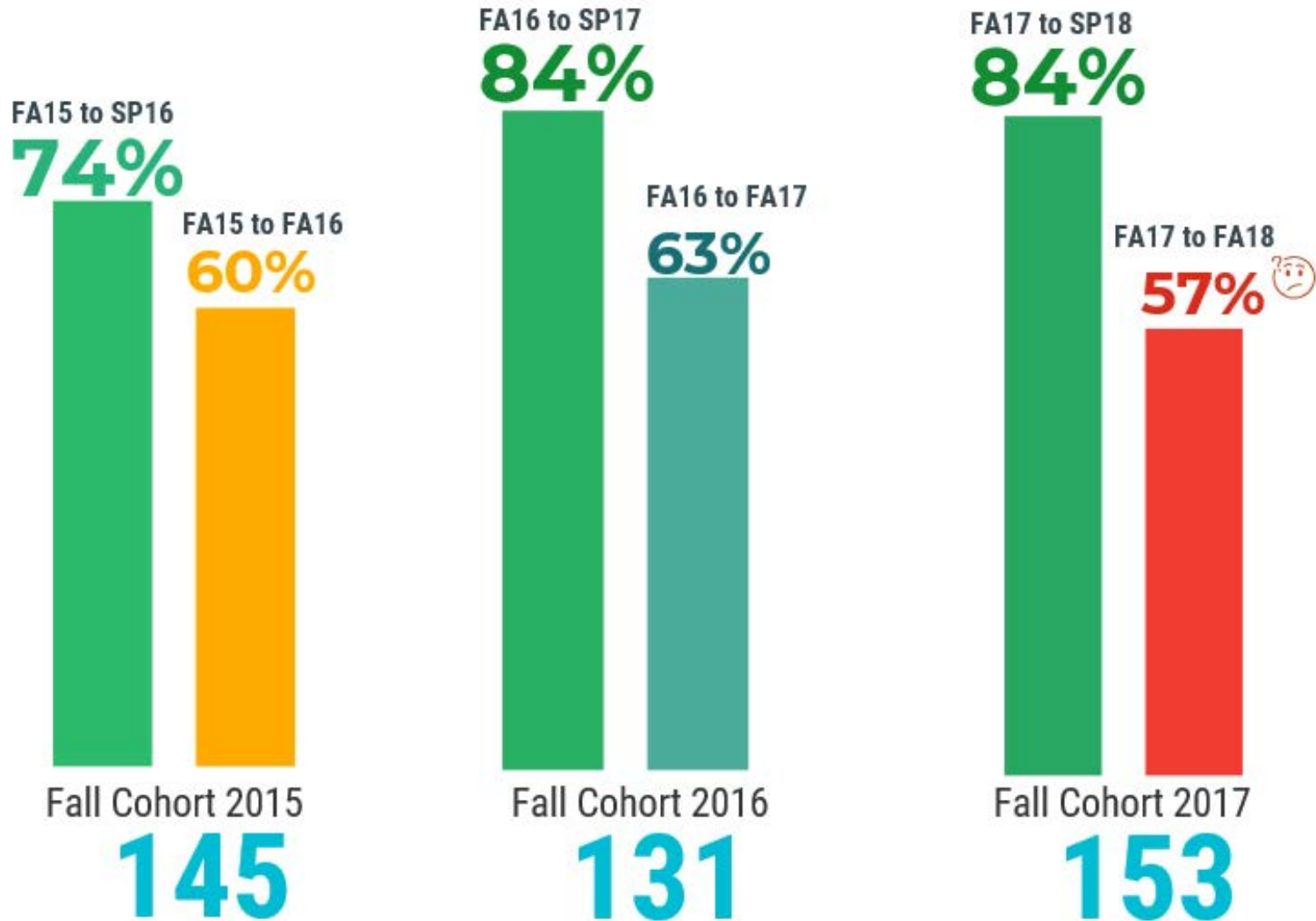


PCC's Course Completion Rate is the percentage of students who receive passing/satisfactory grade (A,B,C,D,CR) or successfully completed the course.



ISSA 5

PCC retains at least 60% of registered students from term to term; fall to fall; and spring to spring until completion of degree/certificate programs.



ISSA 6

At least 55% of registered students will complete enrolled developmental courses in any given semester.

INACTIVE
FALL 2016



ISSA 7

At least 70% of registered students will complete enrolled general education courses in any given semester.

Fall 2015



Spring 2016



Summer 2016



Fall 2016



Spring 2017



Summer 2017



Fall 2017



Spring 2018



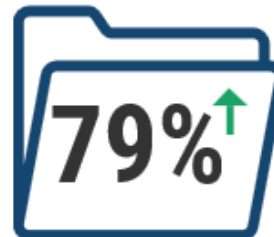
Summer 2018



Completion Rate in Academic Year 2015- 2016



Completion Rate in Academic Year 2016- 2017



Completion Rate in Academic Year 2017- 2018



ISSA 8

At least 10% of students enrolled will graduate in 2 - 2.5 years.



117
Fall 2014 Cohort



93 or 79%
returned in Spring 2015



62 or 53%
continued in Fall 2015



46 or 39%
remains to be enrolled
in Spring 2016



4 or 3%
graduated after
2 to 2.5 years 
(SP16-FA16)

145
Fall 2015 Cohort

108 or 74%
returned in Spring 2016

82 or 56%
continued in Fall 2016

71 or 49%
remains to be enrolled
in Spring 2017


13 or 9%
graduated after
2 to 2.5 years 
(SP17-FA17)

131
Fall 2016 Cohort

110 or 84%
returned in Spring 2017

81 or 62%
continued in Fall 2017

70 or 53%
remains to be enrolled
in Spring 2018

24 or 18%
graduated after
2 to 2.5 years 
(SP18-SU18)

ISSA 9 At least 20% of students enrolled will graduate in 3 - 3.5 years.




117

Fall 2014 Cohort



19 or 16%

graduated after 3 to 3.5 years (SP16-FA16) 




145

Fall 2015 Cohort



29 or 18%

graduated after 3 to 3.5 years (SP17-FA17) 

Fall 2014 Cohort

Fall 2015 Cohort



23 or 20%

Graduation Rate

At least 2 but less than 4 years
(150% Normal Time to Completion)



42 or 29%

Graduation Rate

At least 2 but less than 4 years
(150% Normal Time to Completion)

ISSA 10

At least 20% of students who completed degree programs will transfer to 4-year colleges/universities



Academic Year 2016-17



23 or 19% 

transferred to a 4-year college/university



119

graduates in AY 16-17

.....



Academic Year 2015-16



14 or 22%  

transferred to a 4-year college/university



63

graduates in AY 15-16

ISSA 11

At least 50% of students who completed degree/certificate programs will enter the work force (job placement)



Academic Year 2016-17



68 or 57% 😊👍

Entered the workforce



119

graduates in AY 16-17



Academic Year 2015-16



23 or 41% 😞

Entered the workforce



63

graduates in AY 15-16