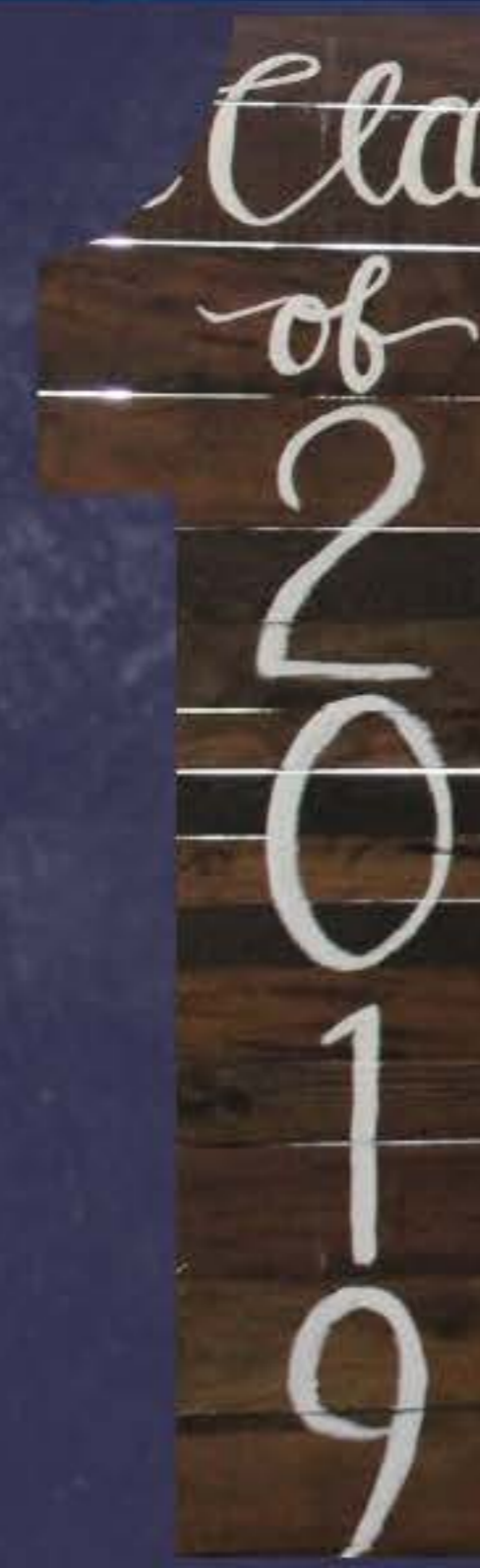


# Institutional-set Standards for Student Achievement (ISSA)

Report for A.Y.  
**2018-2019**



ISSA

01

PCC recruits all  
graduating seniors  
from all high schools in  
Palau



208

2017

graduating seniors



210

2018

graduating seniors



1988

2019

graduating seniors

ISSA

02

PCC accepts 100% of graduating seniors who applied for and met admissions requirements



100%

The College accepts all students that met all admissions requirements

## 03

PCC enrolls at least 65% of graduating seniors who applied for and met admissions



# of students applied & met admissions requirements

# of students enrolled



SU18 /FA18

119

94

79% ✓

SU17 /FA17

126

116

92% ✓

SU16 /FA16

152

106

70% ✓

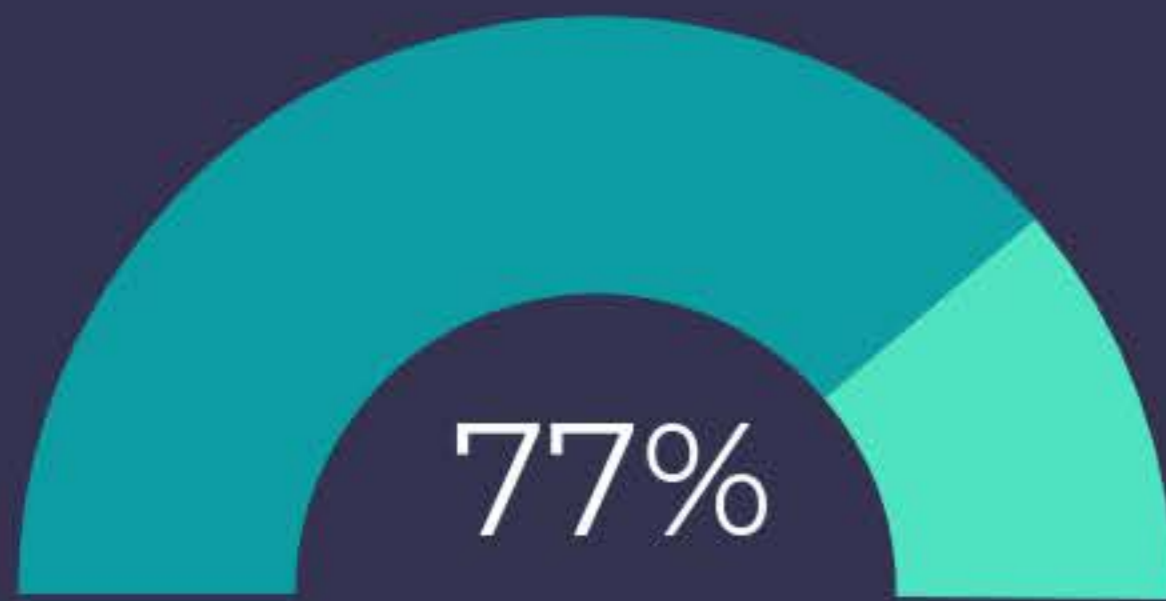
# 04

At least 60% of registered students will complete enrolled courses in any given semester

FA18

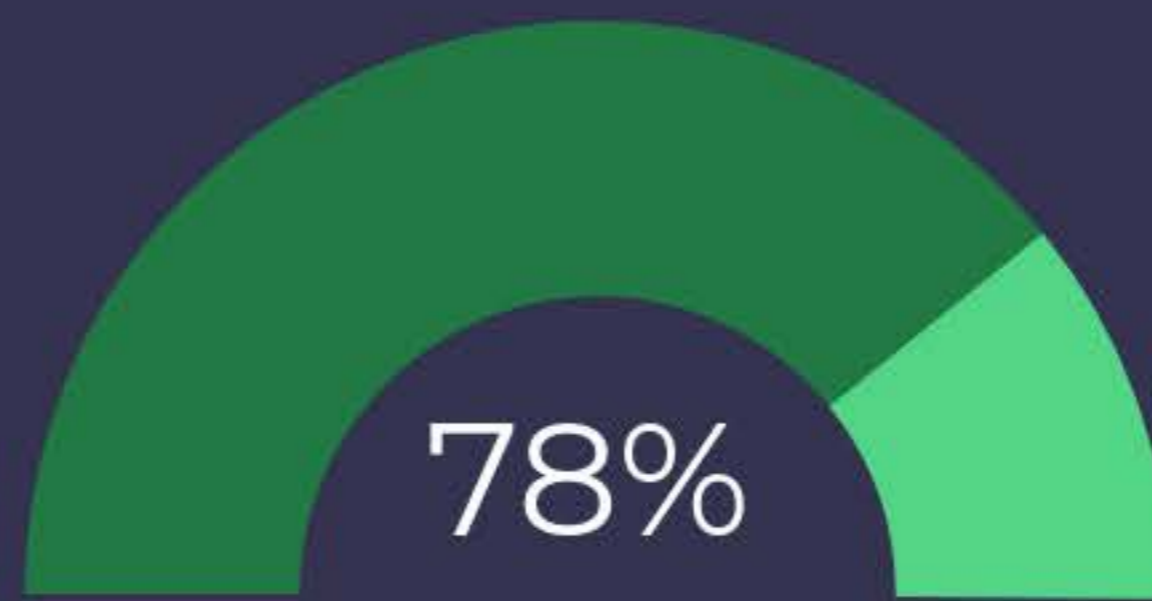
SP19

SU19



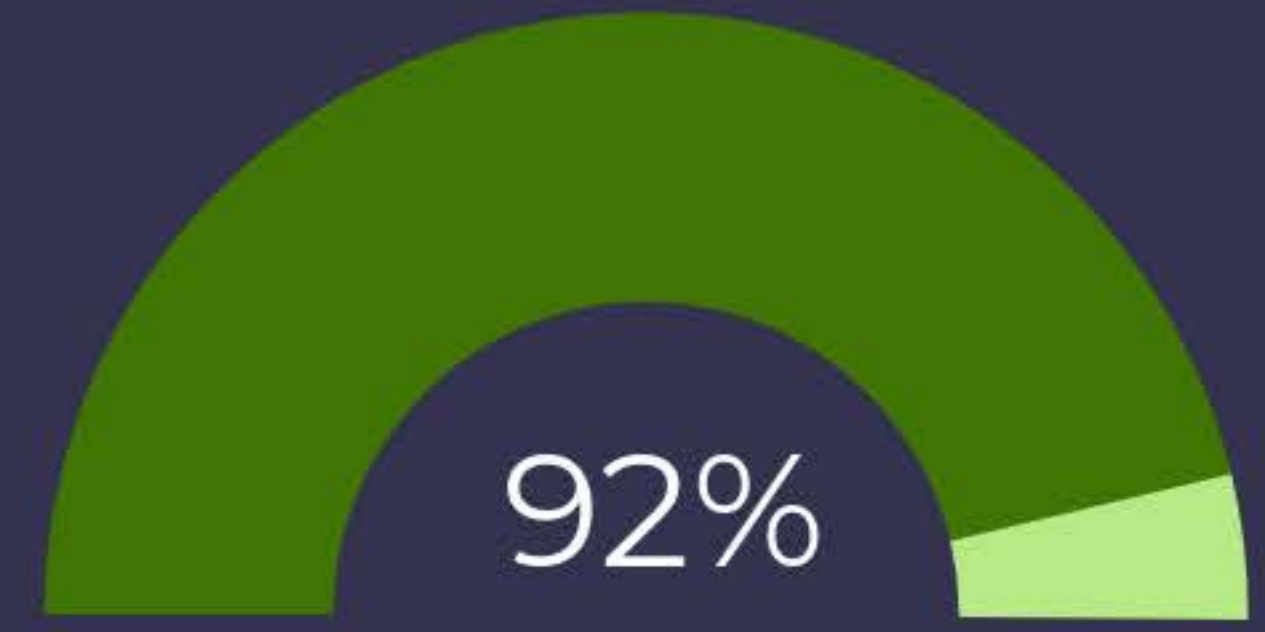
Passed (77.29%) Failed (22.71%)

Passed (A,B,C,D) : 1368  
Failed (F) : 93  
Withdraw : 309



Passed (78.29%) Failed (21.71%)

Passed (A,B,C,D) : 1161  
Failed (F) : 93  
Withdraw : 309



Passed (92.43%) Failed (7.57%)

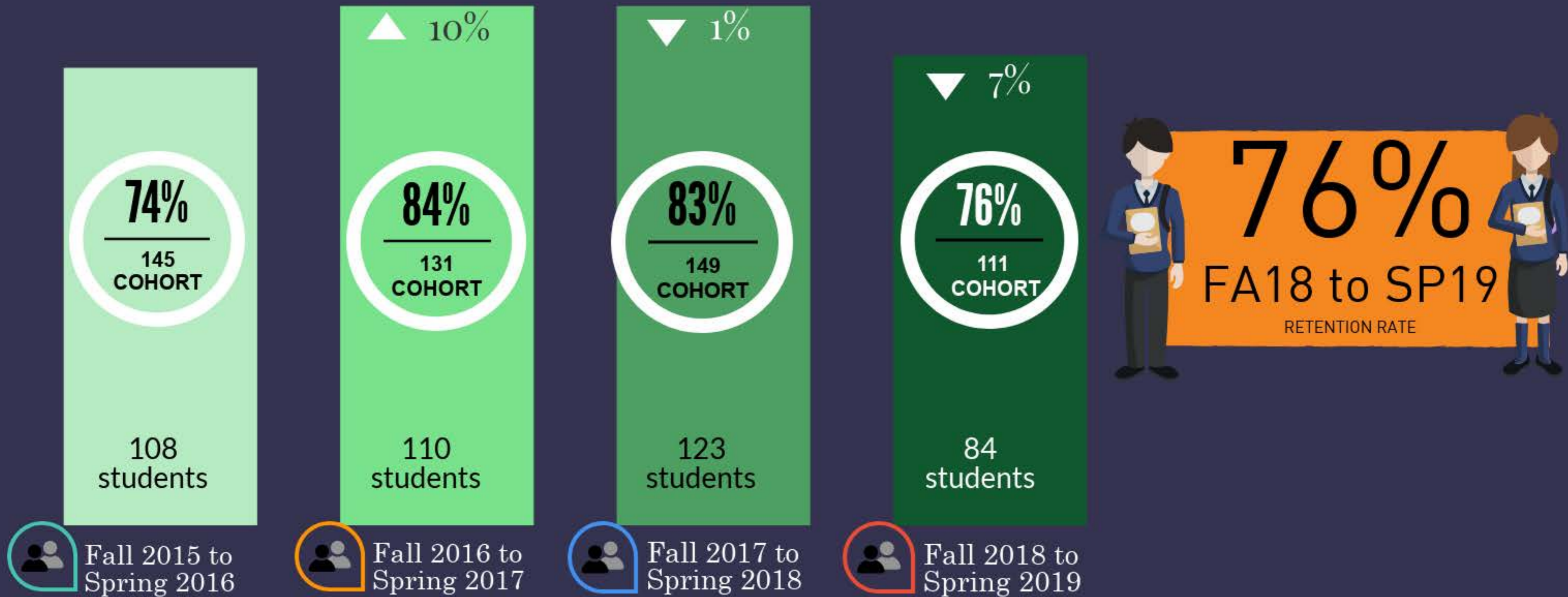
Passed (A,B,C,D) : 232  
Failed (F) : 10  
Withdraw : 9

# 79%

Course Completion for Academic Year 2018-2019

PCC retains at least 60% of registered students from term to term; fall to fall until completion of degree programs.

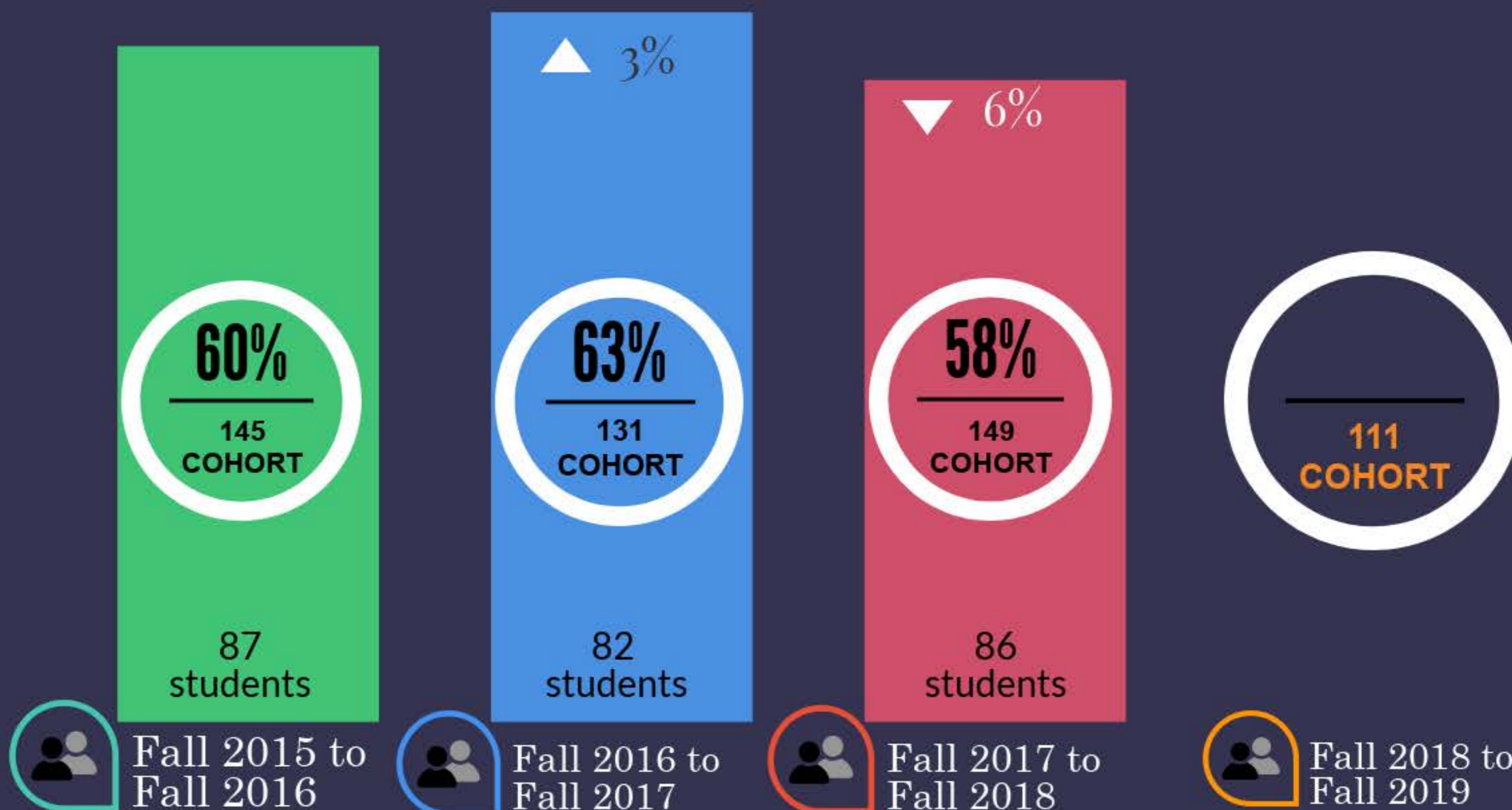
FALL to SPRING



# 05

PCC retains at least 60% of registered students from term to term; fall to fall until completion of degree programs.

## FALL to FALL



ISSA

06

At least 55% of students will complete enrolled developmental courses in any given semester

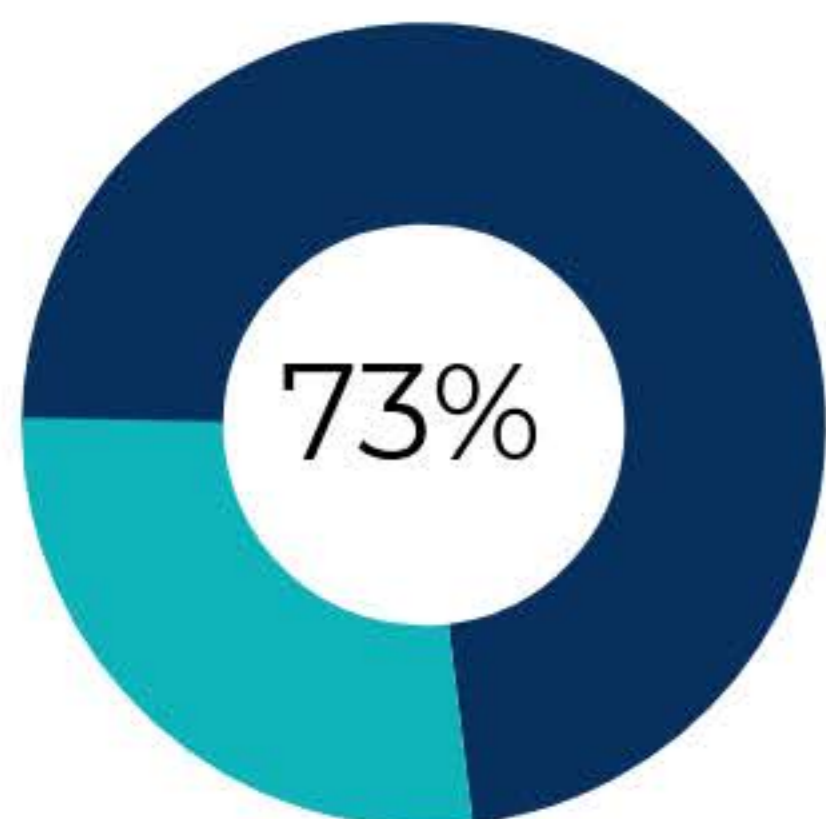
INACTIVE since Fall 2016



ISSA

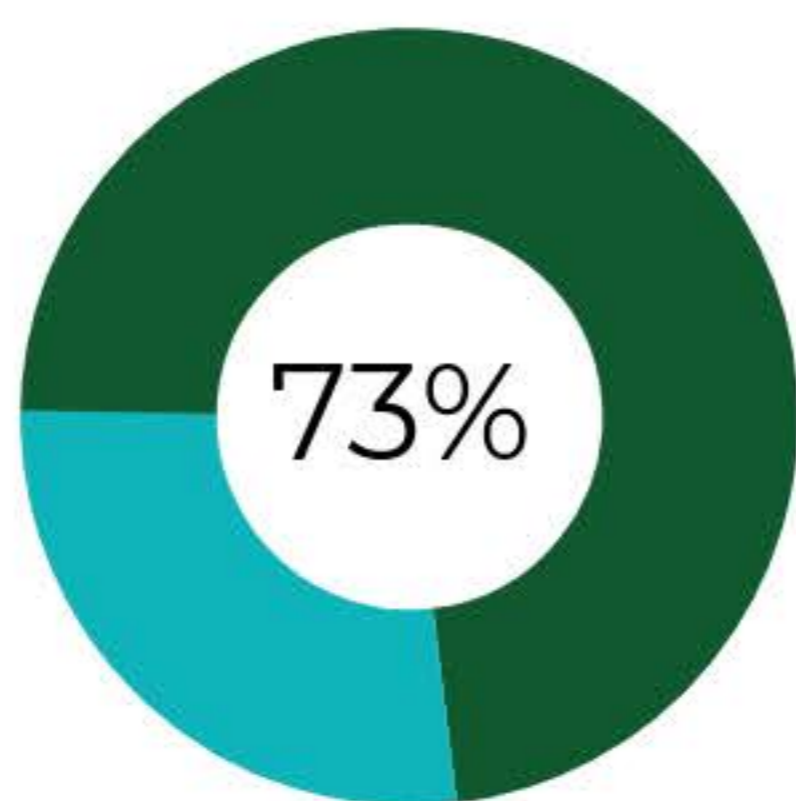
07

At least 70% of registered students will complete enrolled general education courses in any given semester



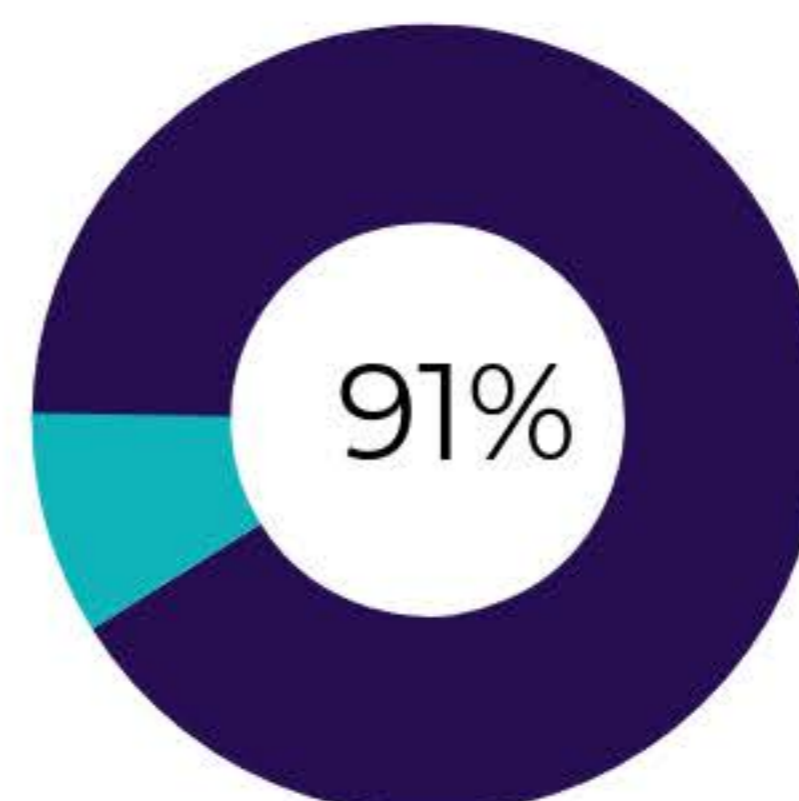
**Fall 2018**

Passed (A,B,C,D) : 788  
Failed (F) : 68  
Withdraw : 244



**Spring 2019**

Passed (A,B,C,D) : 669  
Failed (F) : 46  
Withdraw : 197



**Summer 2019**

Passed (A,B,C,D) : 190  
Failed (F) : 10  
Withdraw : 9

**75%**  
A.Y 2018-2019  
COURSE COMPLETION

ISSA

08

At least 10% of students will graduate within 2 - 2.5 years



FALL COHORT 2014

FALL COHORT 2015

FALL COHORT 2016

FALL COHORT 2017



Number of Students in the Cohort

117

143\*

131

149\*



One Year Retention Rate

62 or 53%

87 or 60%

82 or 63%

86 or 58%



2-year Graduation Rate

3%

9%

19% ▲

9% ▼

4 Graduates

13 Graduates

25 Graduates

14 Graduates

\*Adjusted Cohort

ISSA

09

At least 20% of students will graduate within 3 - 3.5 years



FALL COHORT 2014

FALL COHORT 2015

FALL COHORT 2016



Number of Students in the Cohort

117

143\*

131



3-year Graduation Rate

16%  
19 Graduates

20%  
30 Graduates

16%  
21 Graduates

\*Adjusted Cohort



150% Normal Time to Completion (at least 2 years but less than 4 years)

20%  
23 Graduates

30%  
43 Graduates

35%  
46 Graduates

ISSA

10

At least 20% of students who completed degree programs will transfer to 4-year colleges or university

Academic Year  
2017-2018

16%

19 of 119 of  
graduates transferred  
to University

22%

Academic  
Year 2015-  
2016

14 of the 63  
graduates transferred  
to University

19%

Academic  
Year 2016-  
2017

23 of the 119 PCC  
graduates transferred  
to University

# 11

At least 50% of students who completed degree programs will enter the work force

Academic Year  
2017-2018

**62%**

74 of 119 of graduates went to the work force

**41%**

Academic Year 2015-2016

23 of the 63 graduates entered the work force

**57%**

Academic Year 2016-2017

68 of the 119 graduates entered the workforce