



INSTITUTIONAL-SET STANDARDS FOR STUDENT ACHIEVEMENT

Academic Year 2019-2020





ISSA Report

Academic Year 2019-2020



2019

2020

Institutional-set Standards for Student Achievement

01 ISSA

At least 60% of registered students will complete enrolled courses (course completion) in any given semester.

02 ISSA

PCC retains at least 60% of registered students from term to term; fall to fall; and spring to spring until completion of degree/certificate programs.

03 ISSA

At least 70% of registered students will complete enrolled general education courses in any given semester.

04 ISSA

At least 10% of students enrolled will graduate in 2 - 2.5 years.





2019

2020

Institutional-set Standards for Student Achievement

05 ISSA



At least 20% of students enrolled will graduate in 3 - 3.5 years.

06 ISSA

At least 20% of students who completed degree programs will transfer to 4-year colleges/universities.

07 ISSA

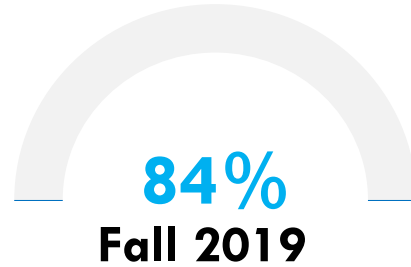
At least 50% of students who completed degree/certificate programs will enter the work force (job placement).



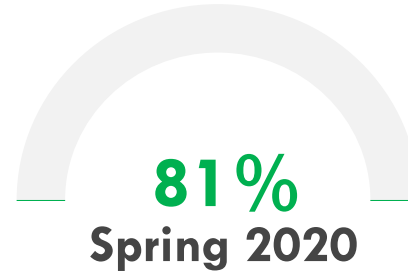
ISSA 1

former ISSA 4

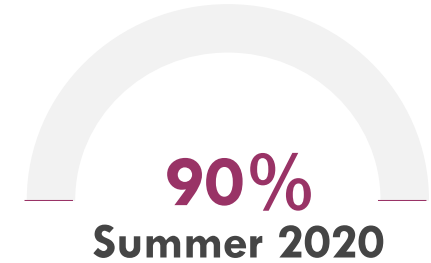
At least **60%** of registered students will complete enrolled courses (course completion) in any given semester.



*Successfully Passed with
Grades A,B,C,D = 1,399*



*Successfully Passed with
Grades A,B,C,D = 1,810*



*Successfully Passed with
Grades A,B,C,D = 376*

83%

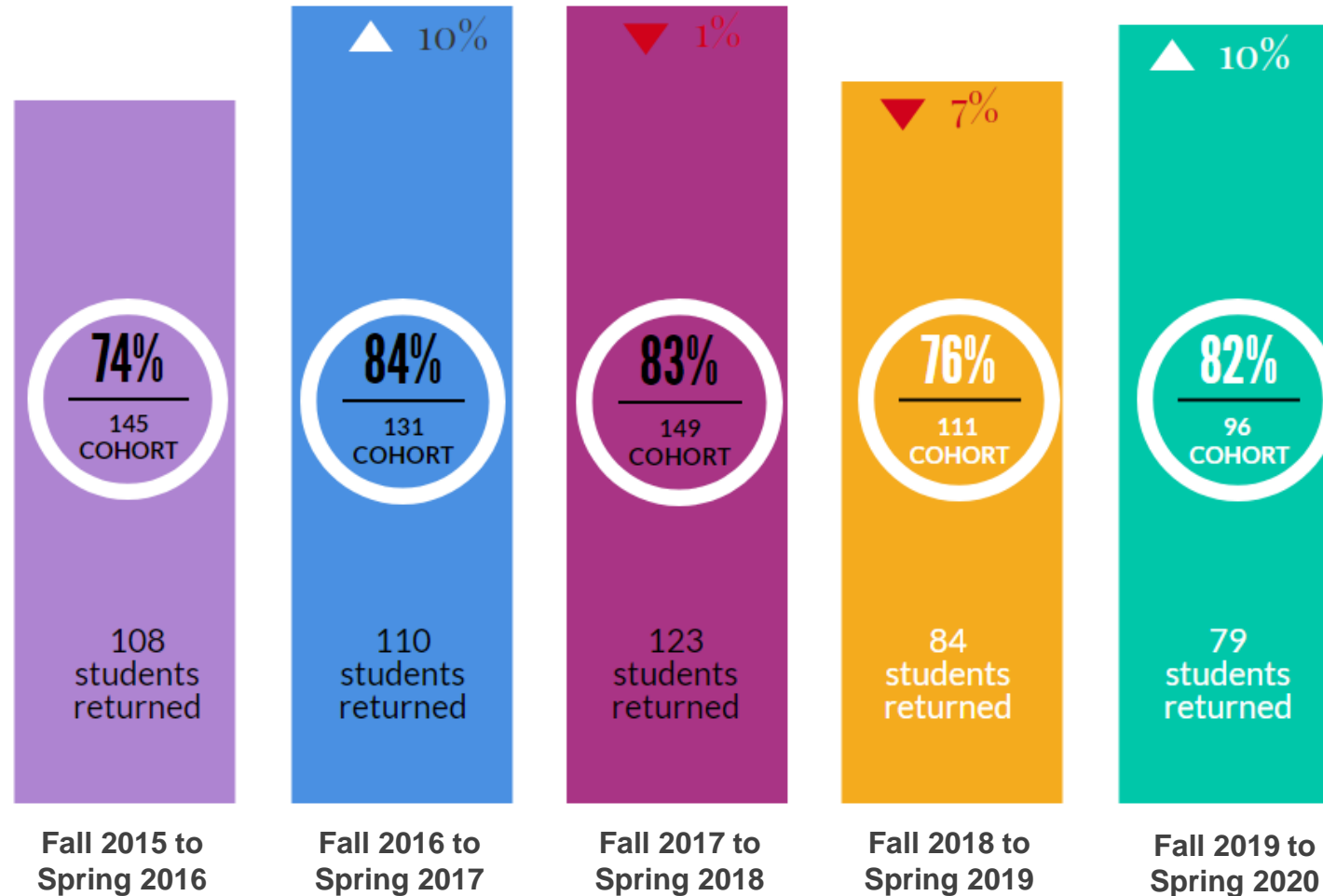
**Overall Course Completion Rate
Academic Year 2019 -2020**

ISSA 2

former ISSA 5

PCC retains at least 60% of registered students from term to term; fall to fall; and fall to spring until completion of degree/certificate programs.

FALL
TO
SPRING

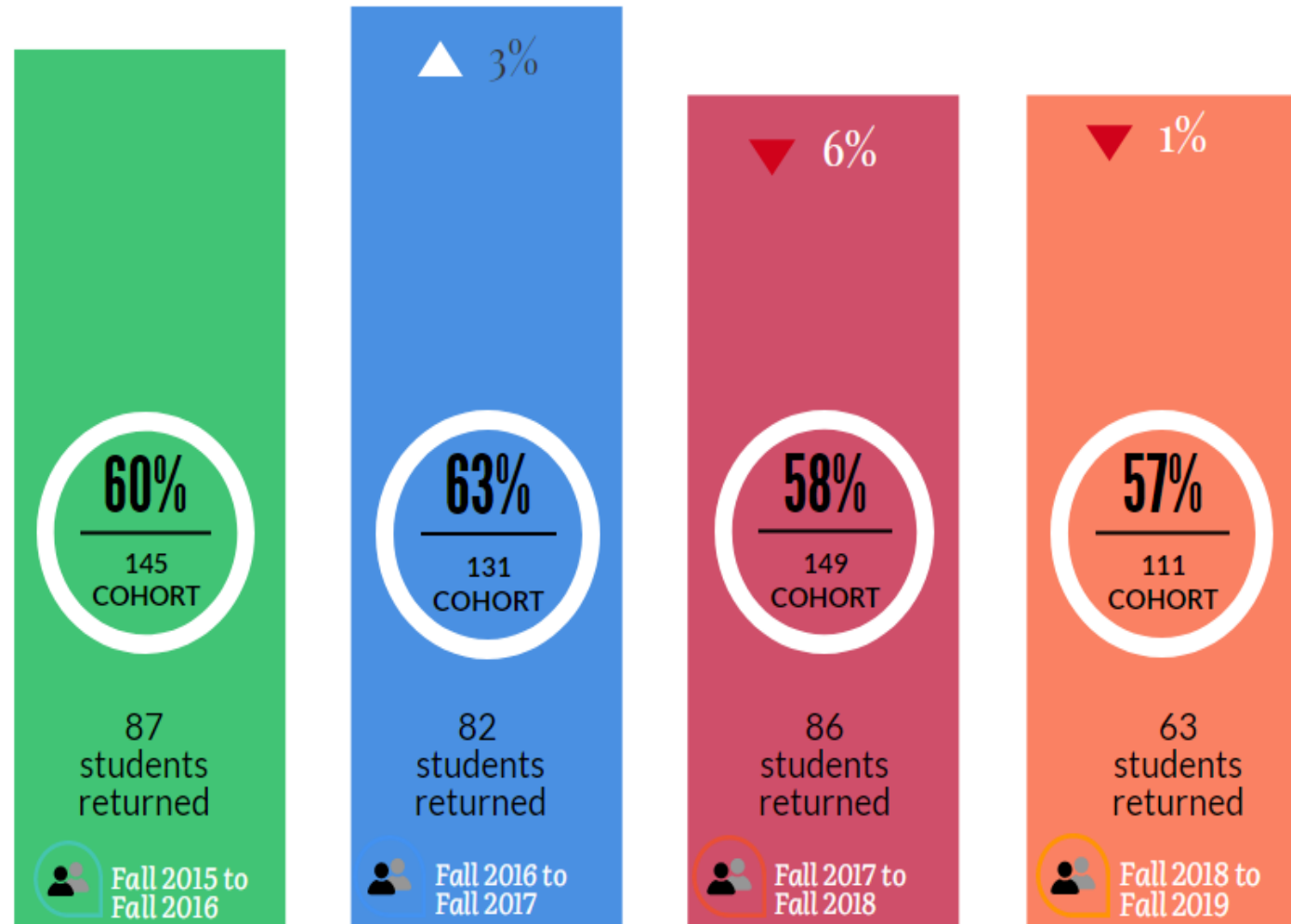


ISSA 2

former ISSA 5

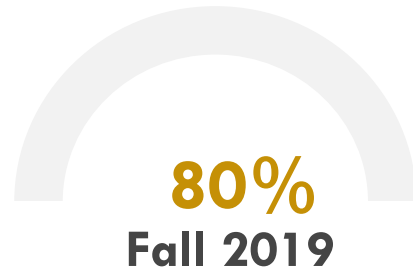
PCC retains at least 60% of registered students from term to term; fall to fall; and fall to spring until completion of degree/certificate programs.

FALL
TO
FALL

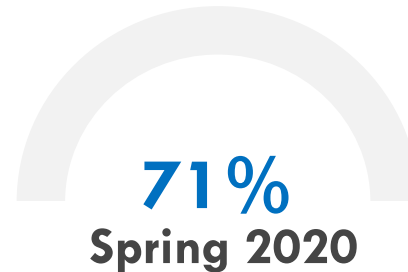


ISSA 3

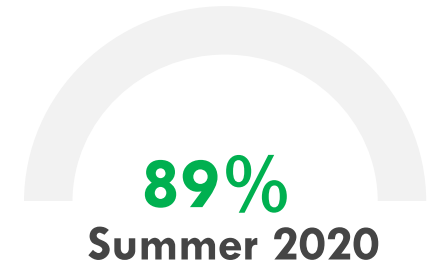
At least **70%** of registered students will complete enrolled **general education courses** in any given semester.



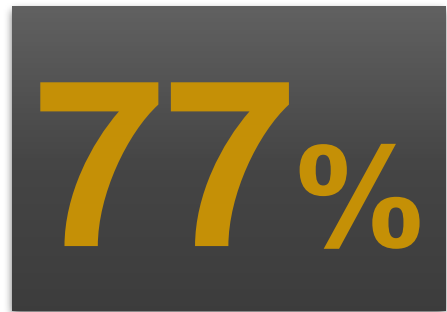
*Successfully Passed with
Grades A,B,C,D = 769*



*Successfully Passed with
Grades A,B,C,D = 808*



*Successfully Passed with
Grades A,B,C,D = 342*



**Overall General Education
Courses Completion Rate
Academic Year 2019 -2020**

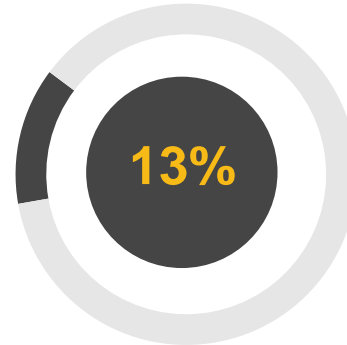
ISSA 4 At least **10%** of students enrolled will graduate in 2 - 2.5 years.



Fall Cohort 2018

Students in Cohort: 111

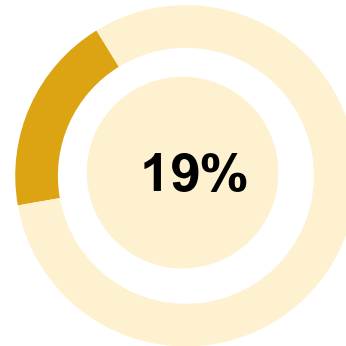
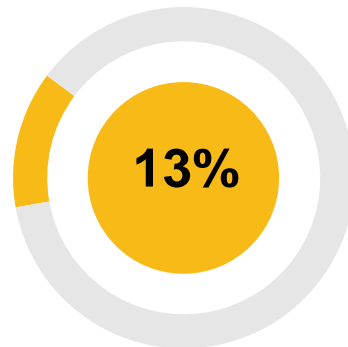
Students completed program: 14



Fall Cohort 2017

Students in Cohort: 149

Students completed program: 19



Fall Cohort 2016

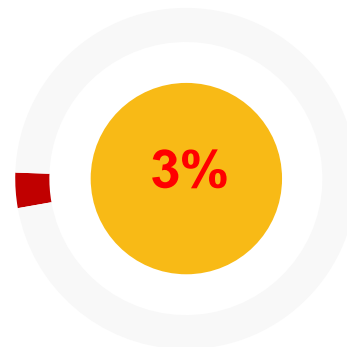
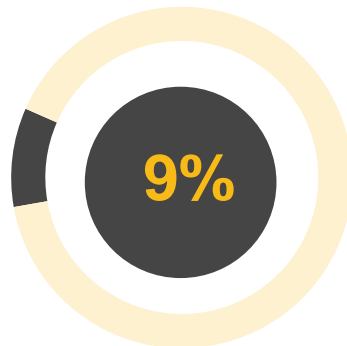
131 : Students in Cohort

25 : Students completed program

Fall Cohort 2015

Students in Cohort6: 143

Students completed program: 13



Fall Cohort 2014

117 : Students in Cohort


4 : Students completed program

ISSA 5

At least **20%** of students enrolled will graduate in 3 - 3.5 years.



COHORT 2014



16%

First Time Full Time

117 Students in Cohort

19 GRADUATES

COHORT 2015




20%

First Time Full Time

143 Students in Cohort

30 GRADUATES

COHORT 2016



19%

First Time Full Time

131 Students in Cohort

25 GRADUATES

COHORT 2017



13%

First Time Full Time

149 Students in Cohort

19 GRADUATES



150% Graduation Rates

Cohort students who completed their program within 150% of normal time to completion.

26%

38 Graduated from 149 *Fall 2017 Cohort*

Completers of programs of at least 2 but less than 4 academic years

38%

50 Graduated from 131 *Fall 2016 Cohort*

Completers of programs of at least 2 but less than 4 academic years

30%

33 Graduated from 143 *Fall 2015 Cohort*

Completers of programs of at least 2 but less than 4 academic years

20%

23 Graduated from 117 *Fall 2014 Cohort*

Completers of programs of at least 2 but less than 4 academic years

ISSA 6 At least 20% of students who completed degree programs will transfer to 4-year colleges/universities



Academic Year 2018– 2019

7% 6 of the 87 graduates transferred to University

Academic Year 2017– 2018

16% 19 of the 119 graduates transferred to University

Academic Year 2016– 2017

19% 23 of the 119 graduates transferred to University

Academic Year 2015 – 2016

22% 14 of the 63 graduates transferred to University

ISSA 7 At least 50% of students who completed degree/certificate programs will enter the work force (job placement)

Academic Year 2018– 2019

53% 46 of the 87 graduates entered the work force

Academic Year 2017– 2018

62% 74 of the 119 graduates entered the work force

Academic Year 2016– 2017

57% 68 of the 119 graduates entered the work force

Academic Year 2015 – 2016

41% 23 of the 63 graduates entered the work force





THANK YOU