

PALAU COMMUNITY COLLEGE

Institutional -set Standards for Student Achievement

ISSA REPORT ACADEMIC YEAR 2020-2021



OVERVIEW

US Department of Education required every Title IV institution to establish and implement institutional-set standards for student achievement.

- Fall 2013 to Fall 2014 - The College ISSA Committee worked to develop the institutional. The institutional set-standards expected outcomes were established based on student achievement data of five years (2008-2013).
- March 31, 2015 - the eleven (11) ISSAs were approved by the College President.
- Fall 2015 – first implementation



OVERVIEW

- September 13, 2018 - after the first three academic years of implementation, the ISSA committee met, reviewed the three-year results and made recommendations to the College President. The committee recommended to omit ISSA 1,2,3 & 6.
- June 13, 2019 - the recommendations was approved by the President and was implemented in August 12, 2019 for academic year 2019-2020.

In fall 2019, the three omitted ISSA's became the responsibility of the College Retention Committee.



INSTITUTIONAL-SET STANDARDS FOR STUDENT ACHIEVEMENT

ISSA 1

At least 60% of registered students will complete enrolled courses (course completion) in any given semester.

ISSA 2

PCC retains at least 60% of registered students from term to term; fall to fall; and spring to spring until completion of degree/certificate programs.

ISSA 3

At least 70% of registered students will complete enrolled general education courses in any given semester.

ISSA 4

At least 10% of students enrolled will graduate in 2 - 2.5 years.

ISSA 5

At least 20% of students enrolled will graduate in 3 to 3.5 years.

ISSA 6

At least 20% of students who completed degree programs will transfer to 4-year colleges/universities.

ISSA 7

At least 50% of students who completed degree/certificate programs will enter the work force (job placement).

INSTITUTIONAL-SET STANDARDS FOR STUDENT ACHIEVEMENT

TWO TYPES OF GOALS

INSTITUTION- SET STANDARD

**A MINIMUM
BASELINE
VALUE THAT WE
SHOULD NOT
DROP BELOW,
THE "FLOOR".**

STRETCH GOAL

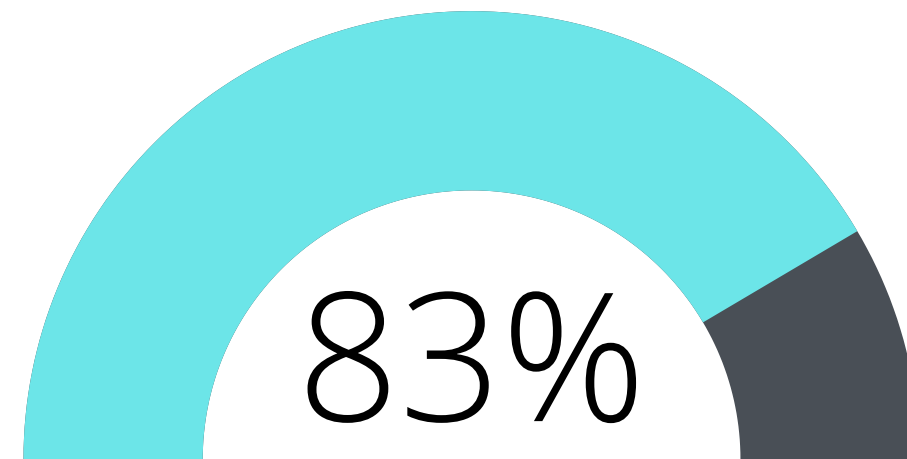
**A GOAL ABOVE
OUR CURRENT
LEVEL OF
PERFORMANCE
THAT WE ASPIRE
TO ACHIEVE.**

ISSA 1

At least 60% of registered students will complete enrolled courses (course completion) in any given semester.

STRETCH GOAL: 75%

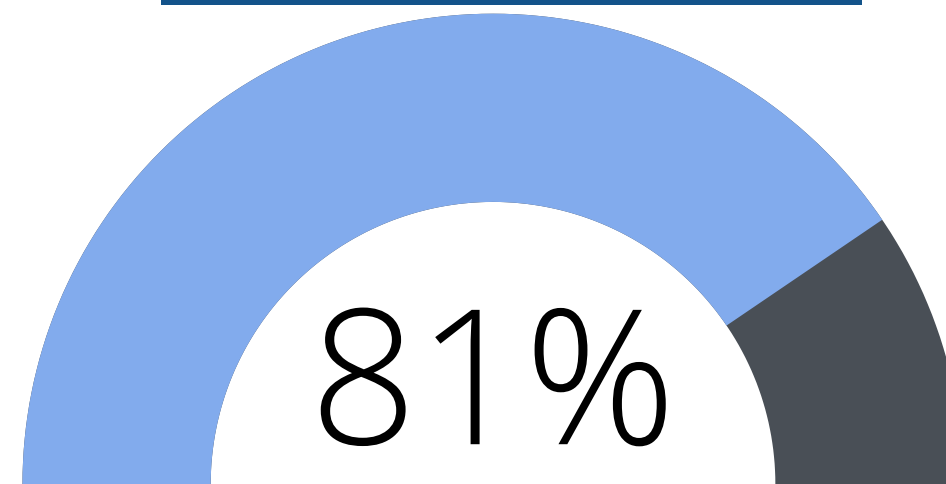
FALL 2020



SUCCESSFULLY PASSED WITH
GRADES A.B.C.D = 2.034

COURSE ENROLLMENT
2.461

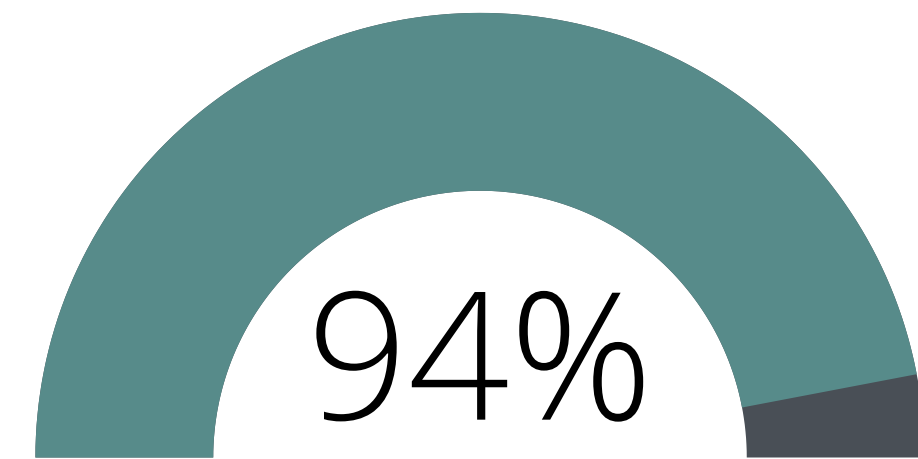
SPRING 2021



SUCCESSFULLY PASSED WITH
GRADES A.B.C.D = 1.294

COURSE ENROLLMENT
1592

SUMMER 2021



SUCCESSFULLY PASSED WITH
GRADES A.B.C.D = 551

COURSE ENROLLMENT
589

84% Academic Year
2020-2021

ISSA 1

At least 60% of registered students will complete enrolled courses (course completion) in any given semester.

STRETCH GOAL: 75%

COURSE ENROLLMENT & SUCCESS (A,B,C, OR D) BY ACADEMIC YEAR

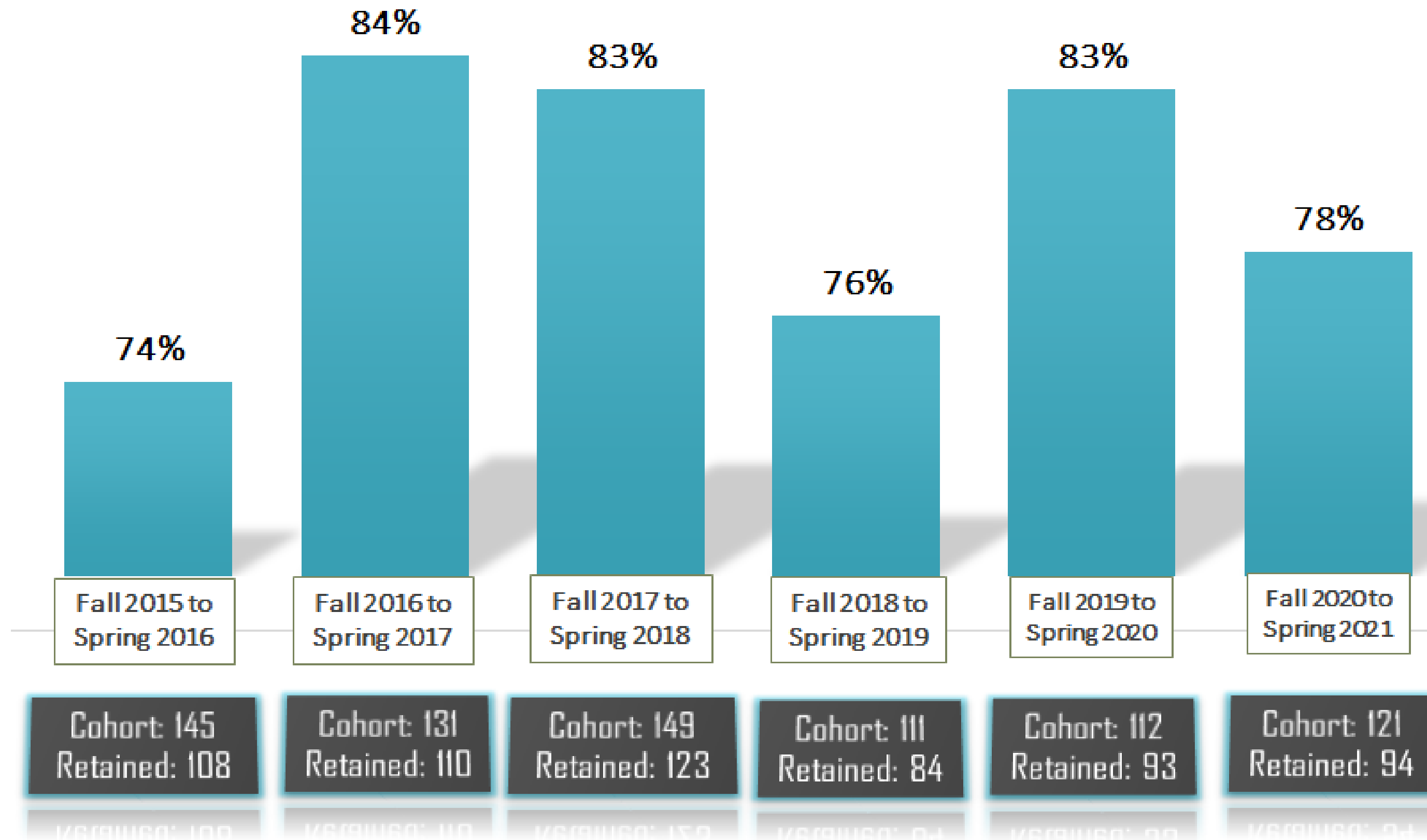
ACADEMIC YEAR	OVERALL ENROLLED	OVERALL SUCCESSFUL	OVERALL SUCCESSFUL RATE	OVERALL UNSUCCESSFUL	OVERALL UNSUCCESSFUL RATE
AY 2015-2016	4,644	3,509	76%	1,135	24%
AY 2016-2017	4,093	3,333	81%	760	19%
AY 2017-2018	4,143	3,420	83%	723	17%
AY 2018-2019	3,504	2761	79%	743	21%
AY 2019-2020	4,319	3,585	83%	734	17%
AY 2020-2021	4,642	3,879	84%	750	16%

ISSA 2

PCC retains at least **60%** of registered students from term to term; fall to fall; and fall to spring until completion of degree/certificate programs.

STRETCH GOAL: 70%

FALL TO SPRING RETENTION

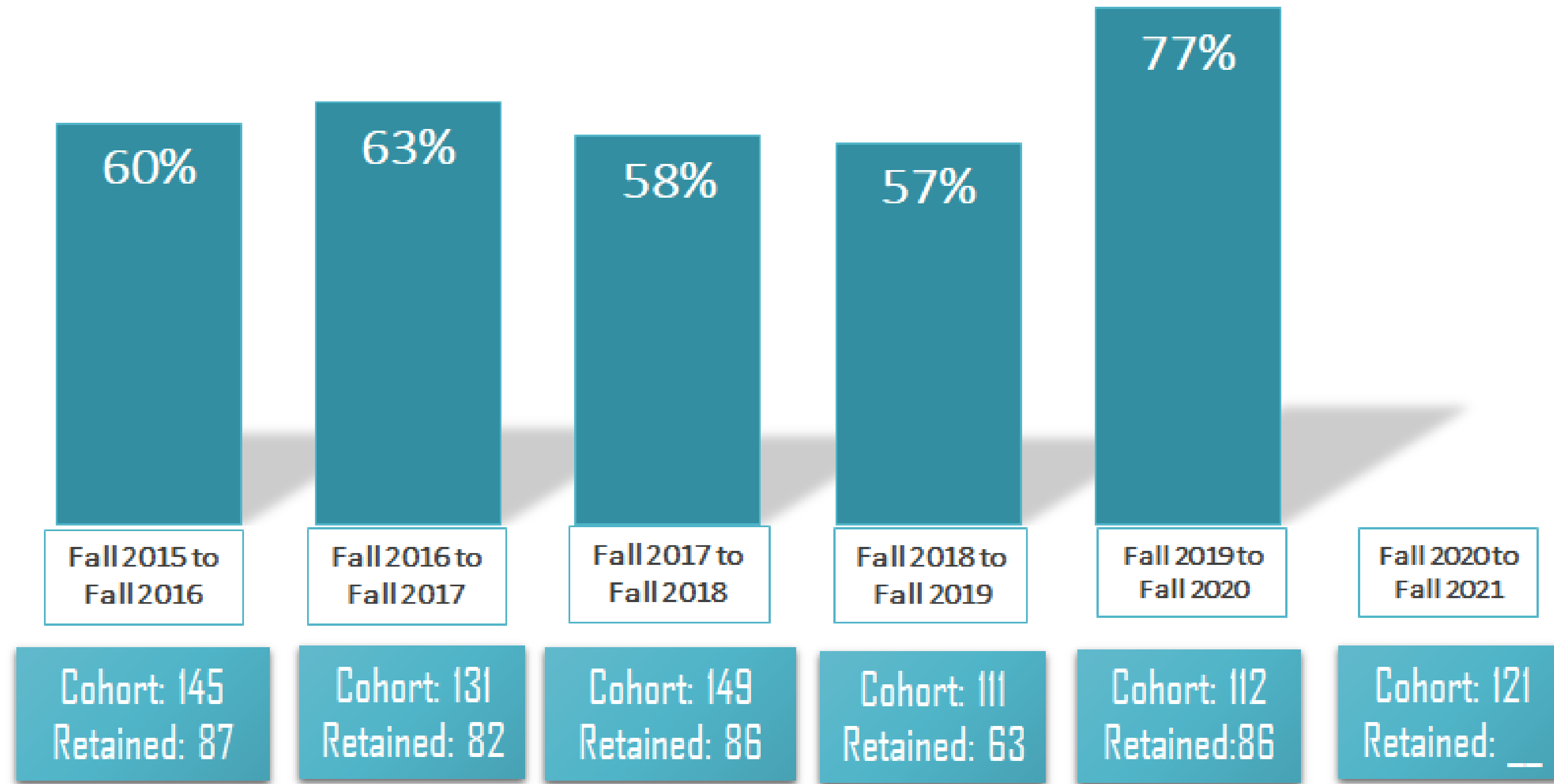


FALL COHORT IS DEFINED AS FULL-TIME, FIRST-TIME DEGREE SEEKING STUDENTS IN FALL, ALSO INCLUDED STUDENTS ENROLLED IN THE FALL TERM WHO ENROLLED AS FIRST TIME IN THE PRIOR SUMMER TERM.

ISSA 2
PCC retains at
least **60%** of
registered
students from
term to term;
fall to fall; and
fall to spring
until
completion of
degree/certifica
te programs.

STRETCH GOAL: 70%

FALL TO FALL RETENTION



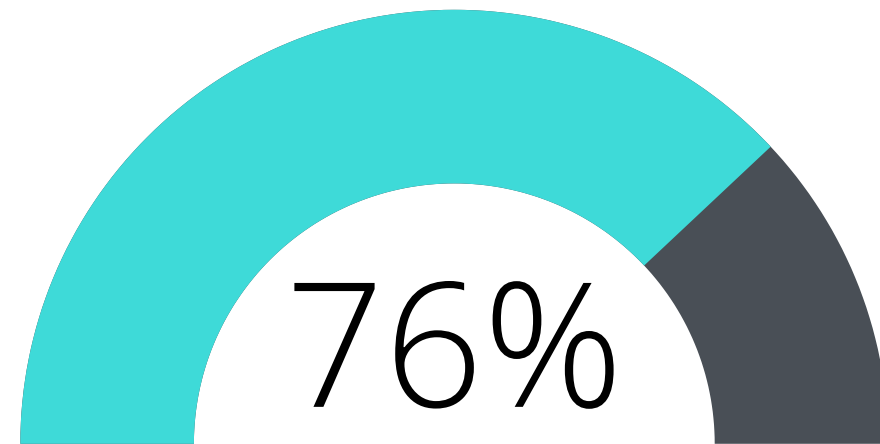
FALL COHORT IS DEFINED AS FULL-TIME, FIRST-TIME DEGREE SEEKING STUDENTS IN FALL, ALSO INCLUDED STUDENTS ENROLLED IN THE FALL TERM WHO ENROLLED AS FIRST TIME IN THE PRIOR SUMMER TERM.

ISSA 3

At least **70%** of registered students will complete enrolled general education courses in any given semester.

STRETCH GOAL: 80%

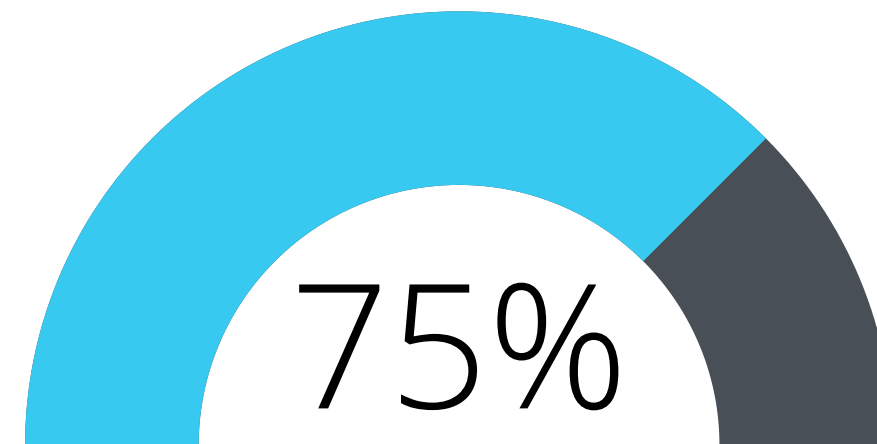
FALL 2020



SUCCESSFULLY PASSED WITH
GRADES A.B.C.D = 922

COURSE ENROLLMENT
1.213

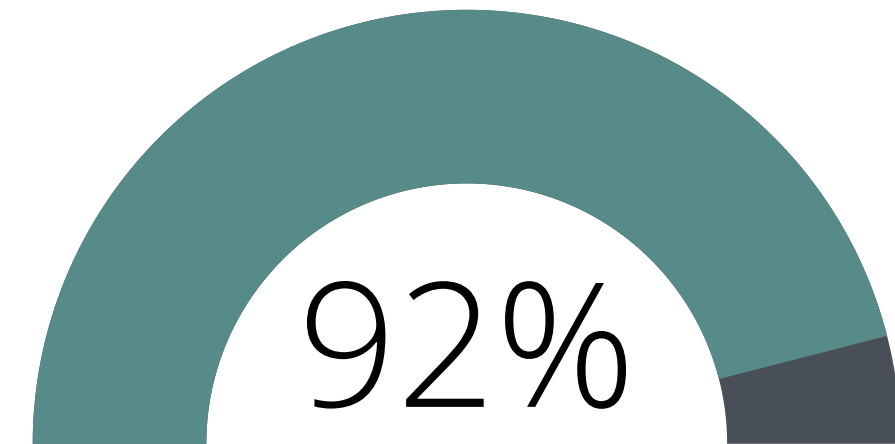
SPRING 2021



SUCCESSFULLY PASSED WITH
GRADES A.B.C.D = 641

COURSE ENROLLMENT
855

SUMMER 2021



SUCCESSFULLY PASSED WITH
GRADES A.B.C.D = 413

COURSE ENROLLMENT
449

79% Academic Year
2020-2021

ISSA 4

At least **10%** of students enrolled will graduate in 2 - 2.5 years.

STRETCH GOAL: 15%

	FALL COHORT 2015	FALL COHORT 2016	FALL COHORT 2017	FALL COHORT 2018	FALL COHORT 2019
Number of Students in the Cohort	143	131	149	111	112
One Year Retention Rate	87 (60%)	82 (63%)	86 (58%)	63 (57%)	86 (77%)
Completers in 2 to 2.5 years	13	25	19	16	15
Graduation Rate of 2 to 2.5 years	9%	19%	13%	14%	13%

ISSA 5

At least **20%** of students enrolled will graduate in 3 - 3.5 years.

STRETCH GOAL: 25%

	COHORT 2015	COHORT 2016	COHORT 2017	COHORT 2018
Number of Students in the Cohort	143	131	149	111
One Year Retention Rate	87 (60%)	82 (63%)	86 (58%)	63 (57%)
Completers in 2 to 2.5 years	13 (9%)	25 (19%)	19 (13%)	16 (14%)
Completers in 3 to 3.5 years	30	25	24	13
Graduation Rate for 3-3.5 years	20%	19%	16%	12%

ISSA 6

At least **20%** of students who completed degree programs will transfer to 4-year colleges/universities

STRETCH GOAL: 25%

10%

8 of the 78 graduates
in A.Y 2019-2020
transferred to
University



10%

AMERICA · AFRICA
ASIA · AUSTRALASIA


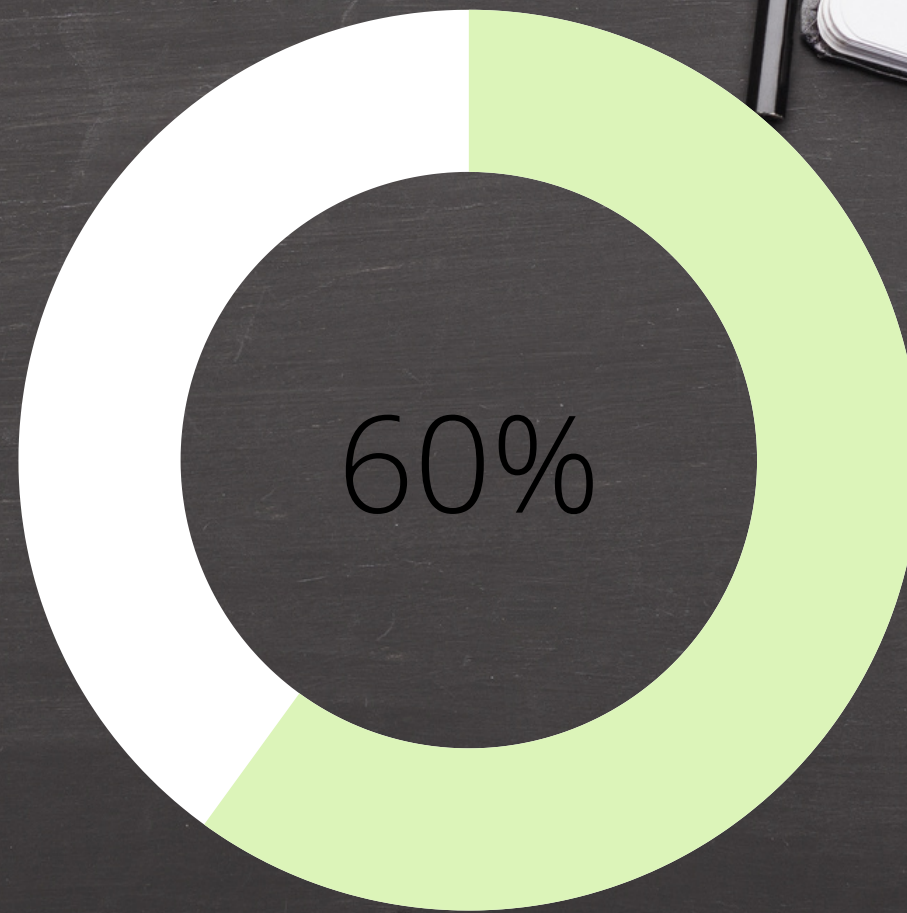
ISSA 7

At least **50%** of students who completed degree/certificate programs will enter the work force (job placement)

STRETCH GOAL: 55%

60%

47 of the 78
graduates in A.Y
2019-2020 entered
the workforce.



**thank
you**