

INSTITUTIONAL-SET STANDARDS FOR STUDENT ACHIEVEMENT (ISSA)

REPORT FOR ACADEMIC YEAR 2021-2022

INSTITUTIONAL-SET STANDARDS FOR STUDENT ACHIEVEMENT

TWO TYPES OF GOALS

INSTITUTION- SET STANDARD

**A MINIMUM
BASELINE
VALUE THAT WE
SHOULD NOT
DROP BELOW,
THE "FLOOR".**

STRETCH GOAL

**A GOAL ABOVE
OUR CURRENT
LEVEL OF
PERFORMANCE
THAT WE ASPIRE
TO ACHIEVE.**

ISSA 1

At least **60%** of registered students will complete enrolled courses (course completion) in any given semester.

Stretch Goal: **75%**

**SUCCESSFULLY COMPLETING
THE COURSE MEANS A
STUDENT RECEIVED A
GRADE OF A, B, C, D**

Semester_Year (groups)

■ Fall 2021

■ Spring 2022

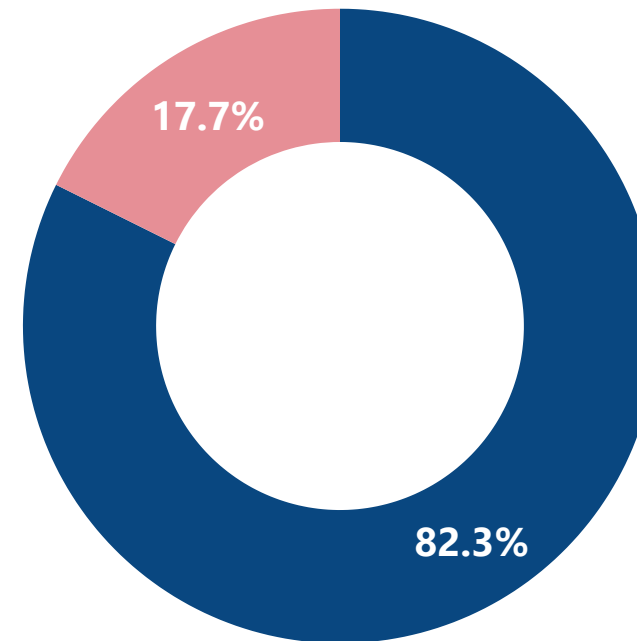
■ Summer 2022



AY 2021-2022

3194
Successfully Passed

685
Failed



● Successfully Passed ● Failed

Grades Distribution

A

1303

B

1028

C

675

D

188

F

159

W

526

COURSE ENROLLMENT

3879

ISSA 1

At least **60%** of registered students will complete enrolled courses (course completion) in any given semester.

Stretch Goal: **75%**

**SUCCESSFULLY COMPLETING
THE COURSE MEANS A
STUDENT RECEIVED A
GRADE OF A, B, C, D**

Semester_Year (groups)

■ Fall 2021

□ Spring 2022

□ Summer 2022

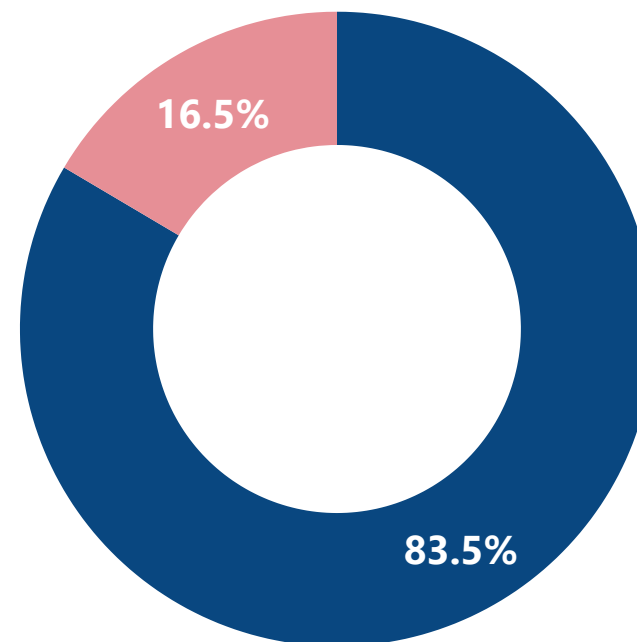
Fall 2021

1675

Successfully Passed

331

Failed



● Successfully Passed ● Failed

Grades Distribution

A
660

B
555

C
361

D
99

F
82

W
249

COURSE ENROLLMENT

2006

ISSA 1

At least **60%** of registered students will complete enrolled courses (course completion) in any given semester.

Stretch Goal: **75%**

**SUCCESSFULLY COMPLETING
THE COURSE MEANS A
STUDENT RECEIVED A
GRADE OF A, B, C, D**

Semester_Year (groups)

☐ Fall 2021

☒ Spring 2022

☐ Summer 2022



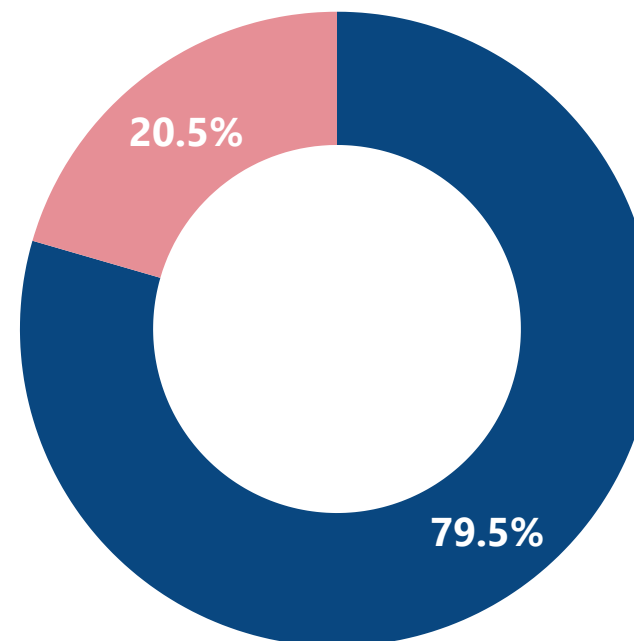
Spring 2022

1298

Successfully Passed

335

Failed



● Successfully Passed ● Failed

Grades Distribution

A
552

B
394

C
275

D
77

F
62

W
273

COURSE ENROLLMENT

1633

ISSA 1

At least **60%** of registered students will complete enrolled courses (course completion) in any given semester.

Stretch Goal: **75%**

**SUCCESSFULLY COMPLETING
THE COURSE MEANS A
STUDENT RECEIVED A
GRADE OF A, B, C, D**

Semester_Year (groups)

☐ Fall 2021

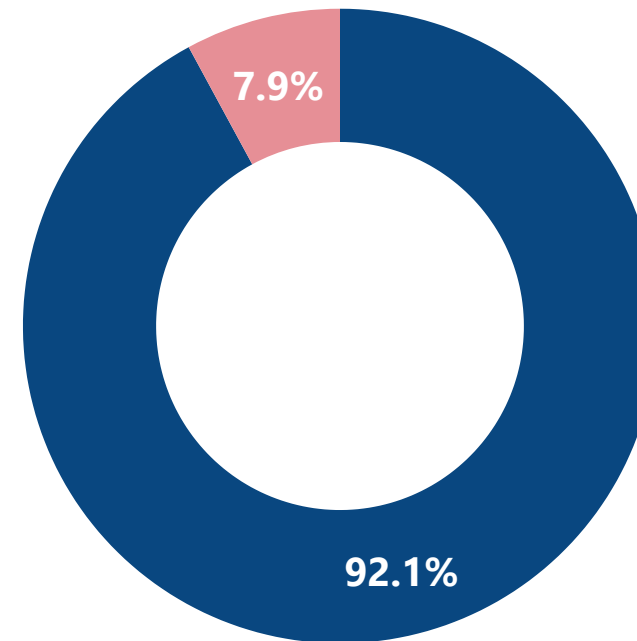
☐ Spring 2022

☒ Summer 2022

Summer 2022

221
Successfully Passed

19
Failed



● Successfully Passed ● Failed

Grades Distribution

A
91

B
79

C
39

D
12

F
15

W
4

COURSE ENROLLMENT

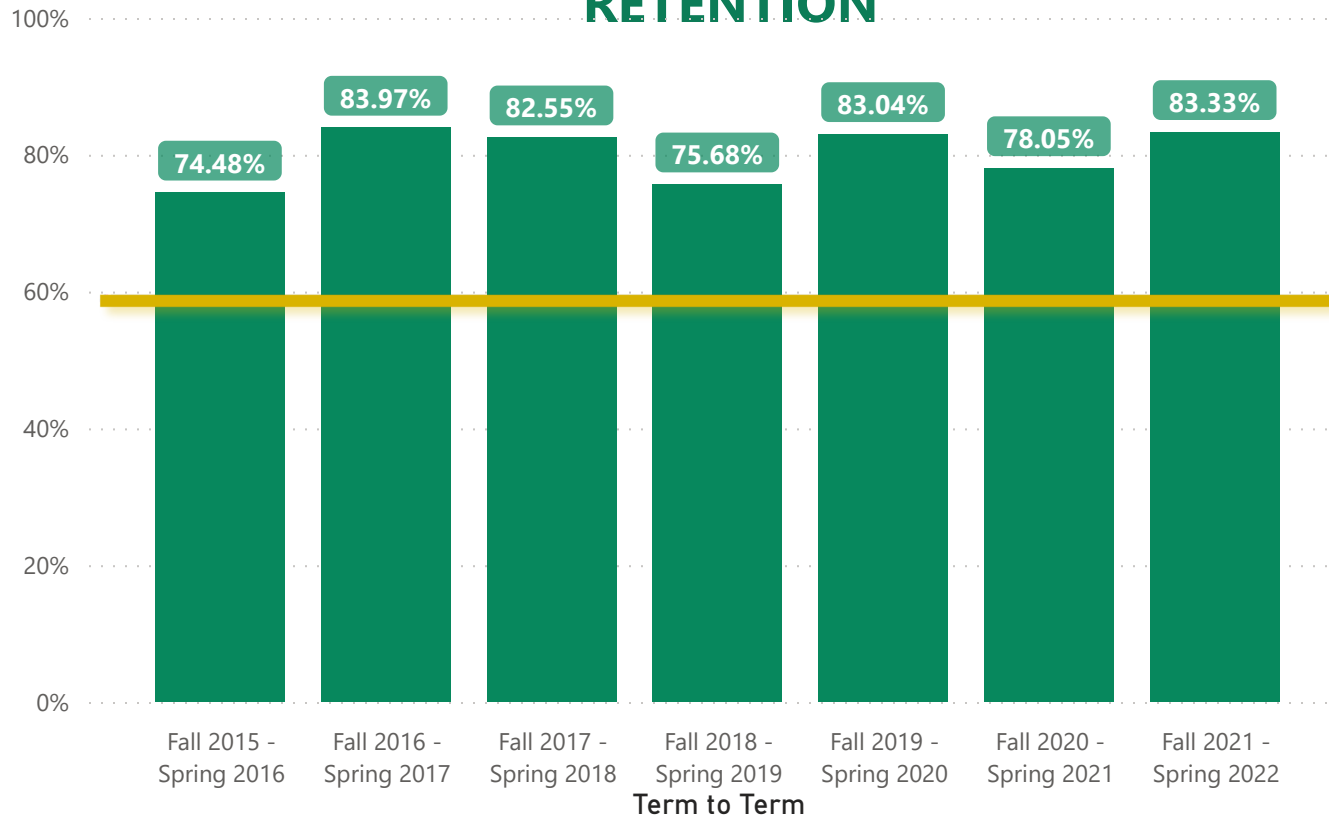
240

ISSA 2

Stretch Goal: 70%

PCC retains at least **60%** of registered students from term to term; fall to fall; and fall to spring until completion of degree / certificate programs.

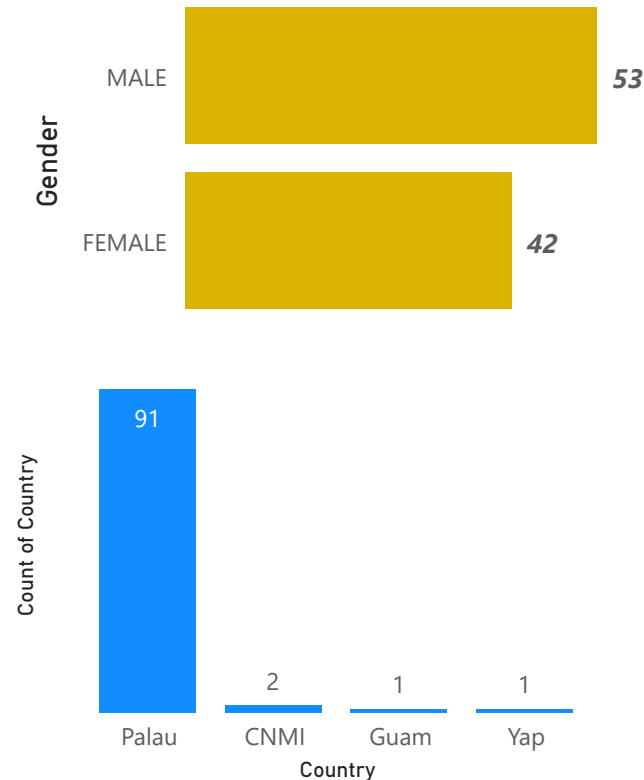
FALL TO SPRING RETENTION



FALL COHORT IS DEFINED AS FULL-TIME, FIRST-TIME DEGREE-SEEKING STUDENTS IN FALL, ALSO INCLUDED STUDENTS ENROLLED IN THE FALL TERM WHO ENROLLED AS FIRST TIME IN THE PRIOR SUMMER TERM

FA21 TO SP22

First Time Full Time
(FALL 2021 Cohort) **114**



Returned in SP22

95

Program	Count of Program
CT	14
BU	13
TH	13
AT	11
LA	11
CJ	6
ES	5
IT	5
BA	4
NU	4
AG	3
SE	3
ET	2
GE	1
Total	95

FA21 to SP22 Retention

☐ (Blank)

☐ Did not return

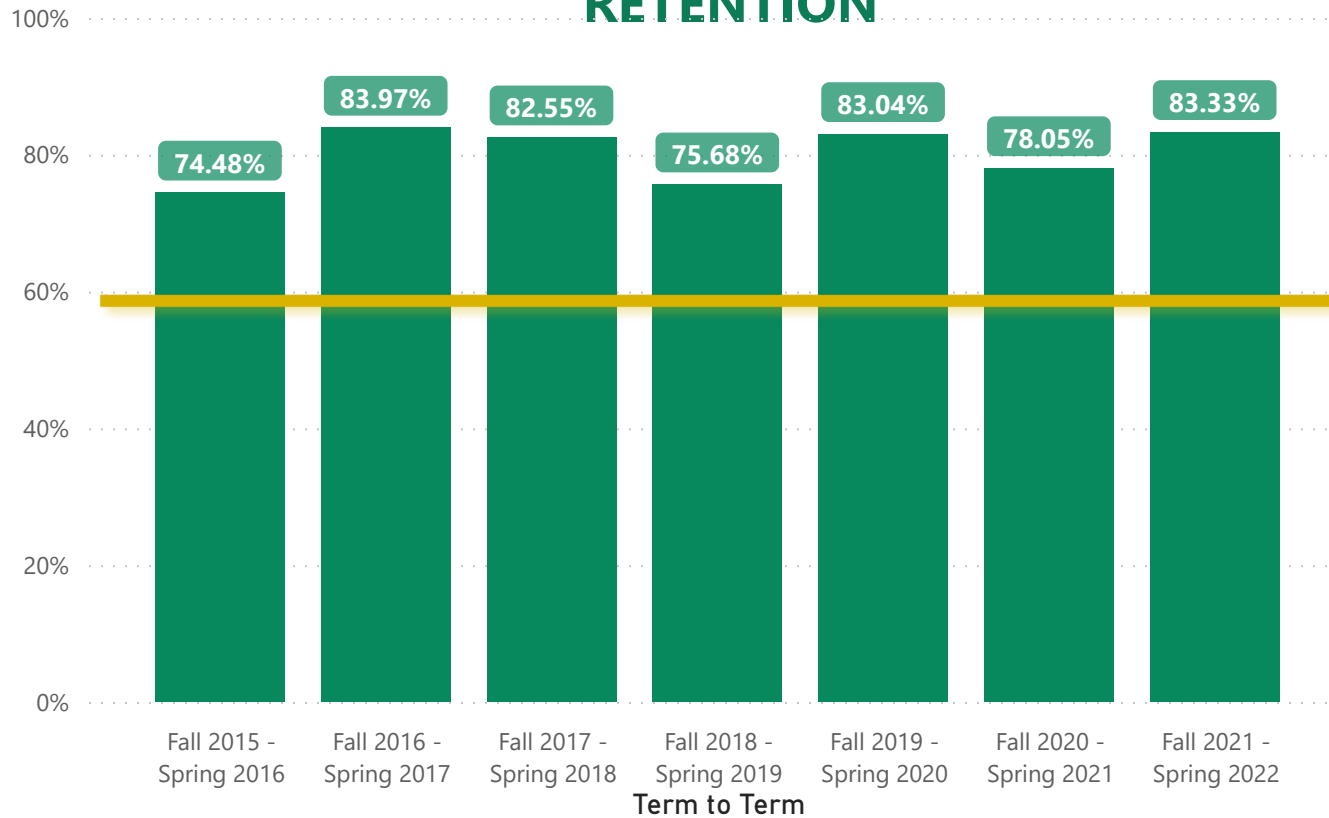
☒ Returned in SP22

ISSA 2

Stretch Goal: 70%

PCC retains at least 60% of registered students from term to term; fall to fall; and fall to spring until completion of degree / certificate programs.

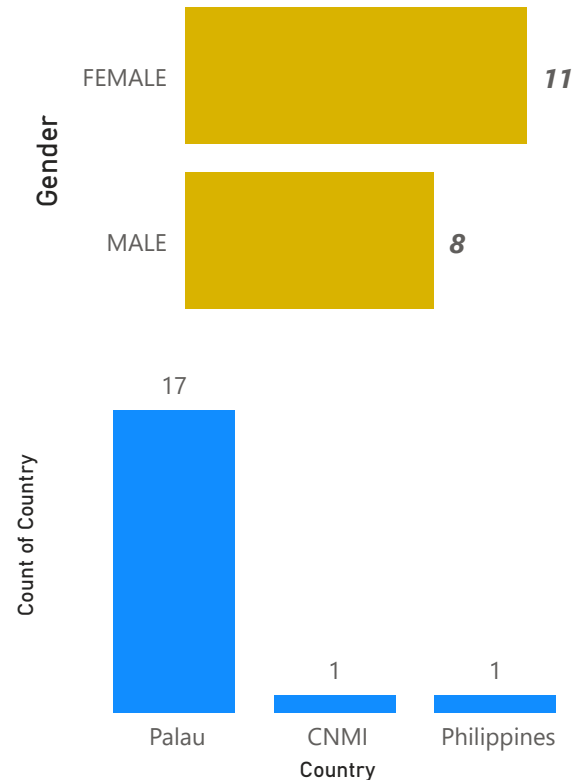
FALL TO SPRING RETENTION



FALL COHORT IS DEFINED AS FULL-TIME, FIRST-TIME DEGREE-SEEKING STUDENTS IN FALL, ALSO INCLUDED STUDENTS ENROLLED IN THE FALL TERM WHO ENROLLED AS FIRST TIME IN THE PRIOR SUMMER TERM

FA21 TO SP22

First Time Full Time
(FALL 2021 Cohort) **114**



Did not return

19

Program	Count of Program
BU	5
LA	4
UNDECLARED	4
BA	2
CJ	1
ES	1
OA	1
TH	1
Total	19

< >

FA21 to SP22 Retention

☐ (Blank)

☒ Did not return

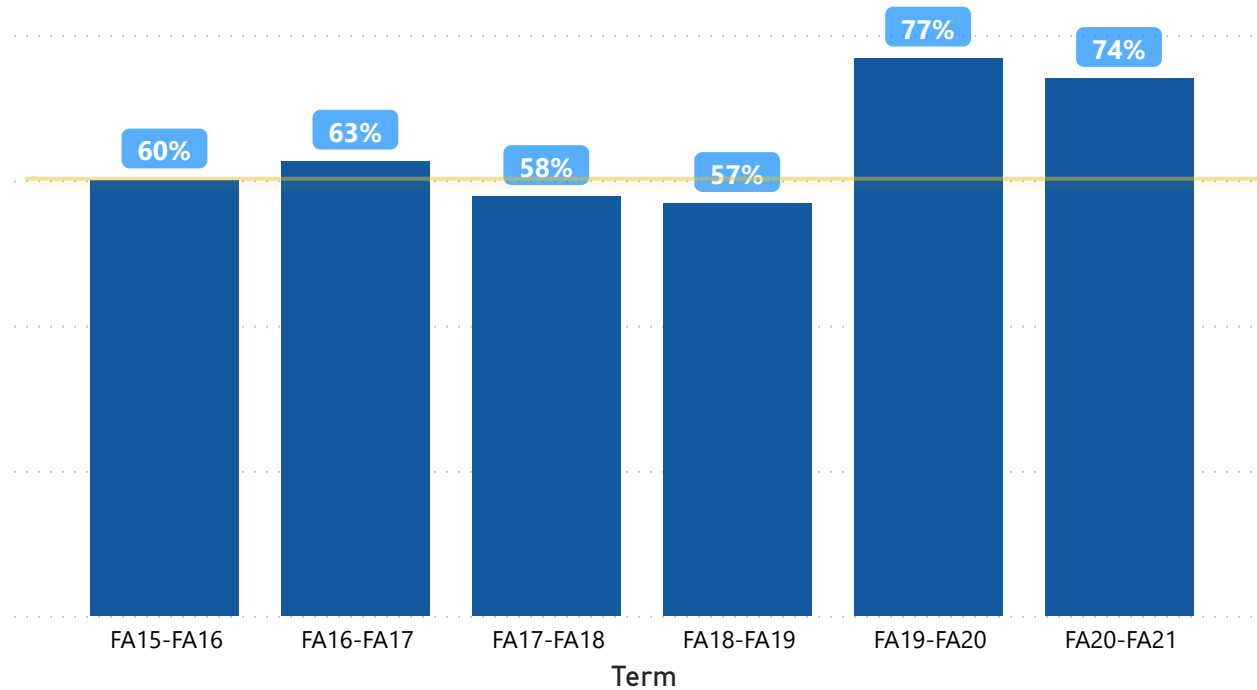
☐ Returned in SP22

ISSA 2

Stretch Goal: 70%

PCC retains at least **60%** of registered students from term to term; fall to fall; and fall to spring until completion of degree / certificate programs.

FALL TO FALL RETENTION

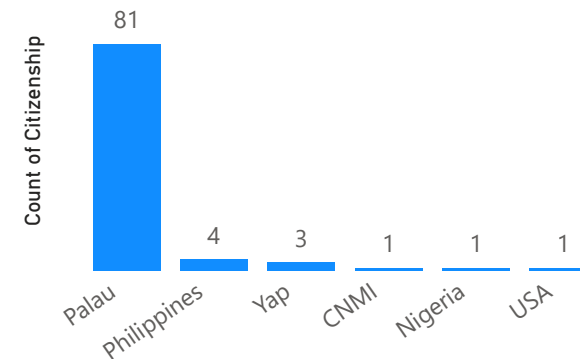


FALL COHORT IS DEFINED AS FULL-TIME, FIRST-TIME DEGREE-SEEKING STUDENTS IN FALL, ALSO INCLUDED STUDENTS ENROLLED IN THE FALL TERM WHO ENROLLED AS FIRST TIME IN THE PRIOR SUMMER TERM

FALL 2020 TO FALL 2021

First Time Full Time (FALL 2020 Cohort) **123**

First Time Part Time **47**



Citizenship



Returned FA21

91

Program	Count of Program
LA	16
CT	14
AT	10
UND	10
IT	7
BU	6
NU	5
BA	4
CPH	4
SE	3
GE	2
OA	2
SD	2
THTS	2
AG	1
CJ	1
ES	1
LS	1

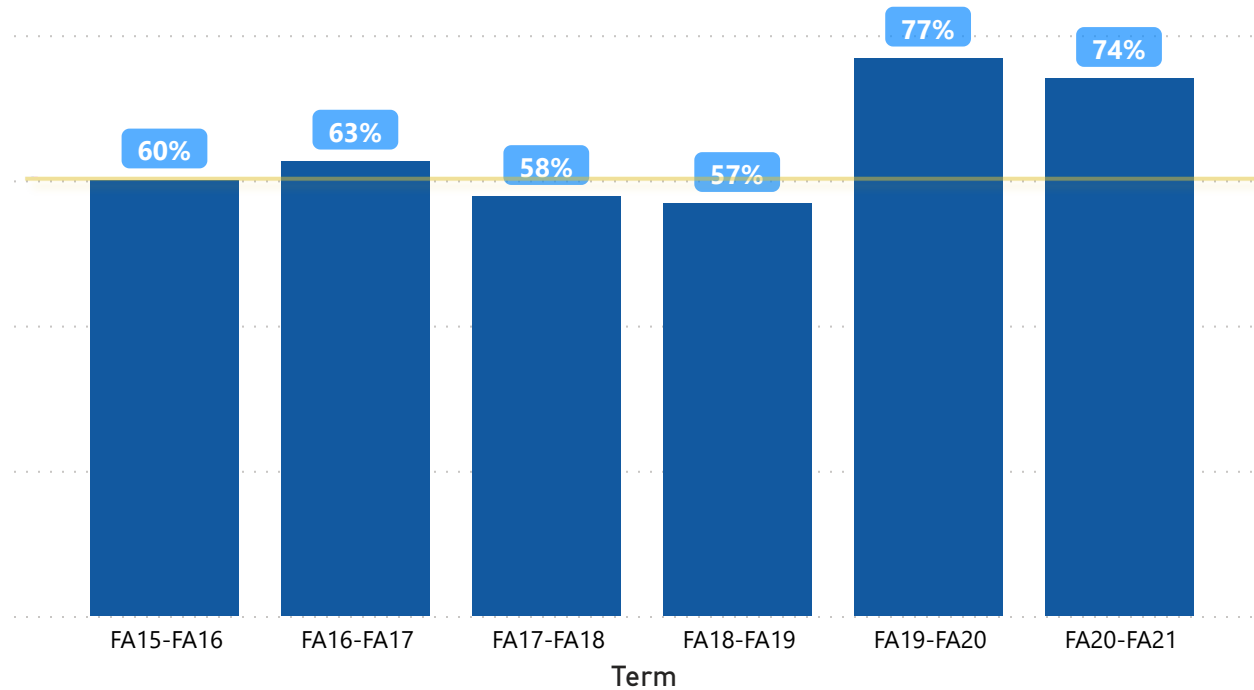
Total 91

ISSA 2

Stretch Goal: 70%

PCC retains at least **60%** of registered students from term to term; fall to fall; and fall to spring until completion of degree / certificate programs.

FALL TO FALL RETENTION

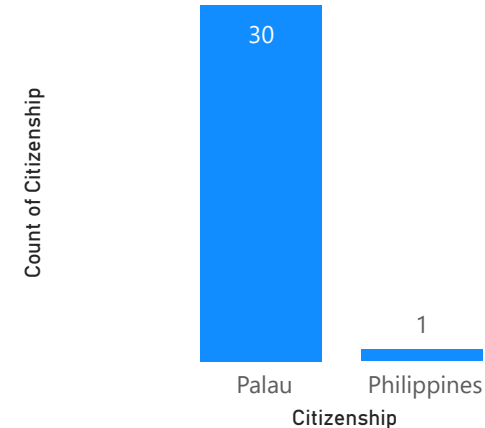


FALL COHORT IS DEFINED AS FULL-TIME, FIRST-TIME DEGREE-SEEKING STUDENTS IN FALL, ALSO INCLUDED STUDENTS ENROLLED IN THE FALL TERM WHO ENROLLED AS FIRST TIME IN THE PRIOR SUMMER TERM

FALL 2020 TO FALL 2021

First Time Full Time (FALL 2020 Cohort) **123**

First Time Part Time **47**



Returned FA21

31

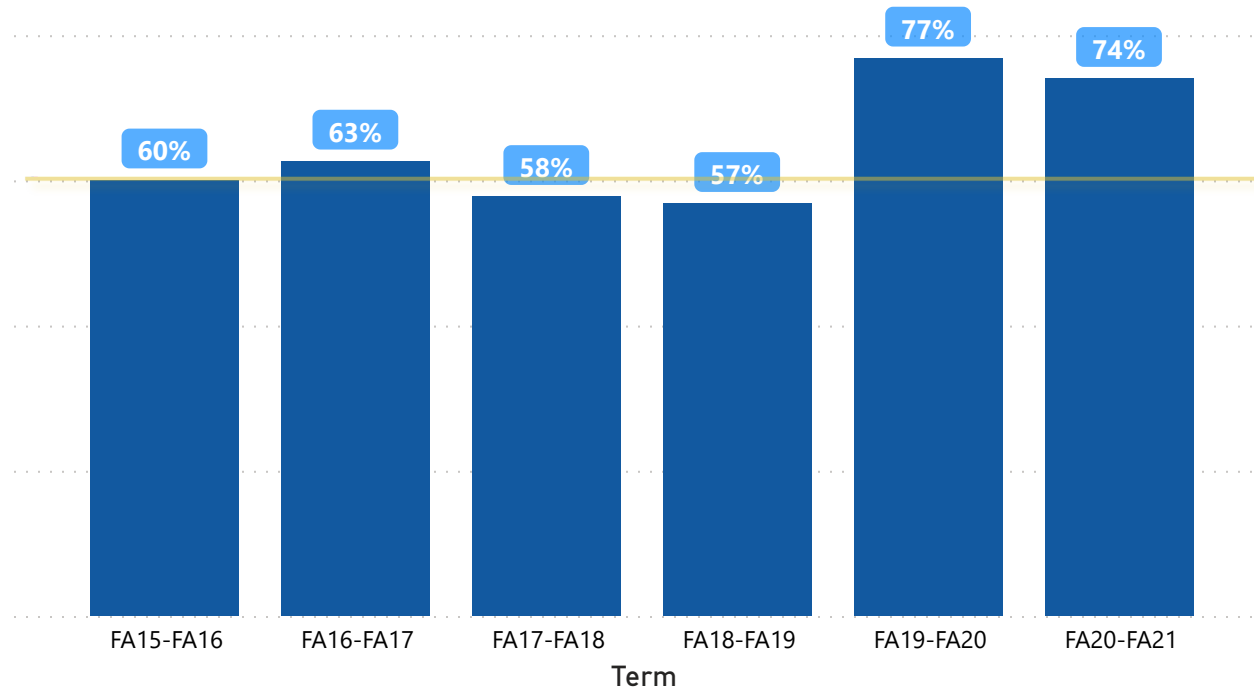
Program	Count of Program
UND	7
AG	4
CJ	3
ES	3
SD	3
CPH	2
EDEE	2
IT	2
AT	1
BA	1
ET	1
LA	1
NU	1
Total	31

ISSA 2

Stretch Goal: 70%

PCC retains at least **60%** of registered students from term to term; fall to fall; and fall to spring until completion of degree / certificate programs.

FALL TO FALL RETENTION



FALL COHORT IS DEFINED AS FULL-TIME, FIRST-TIME DEGREE-SEEKING STUDENTS IN FALL, ALSO INCLUDED STUDENTS ENROLLED IN THE FALL TERM WHO ENROLLED AS FIRST TIME IN THE PRIOR SUMMER TERM

FALL 2020 TO FALL 2021

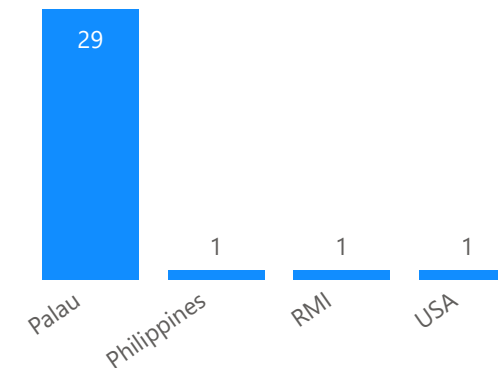
First Time Full Time (FALL 2020 Cohort) **123**

First Time Part Time **47**

Full Time Part Time



Count of Citizenship



Citizenship

Returned FA21 Did not return

Did not return

32

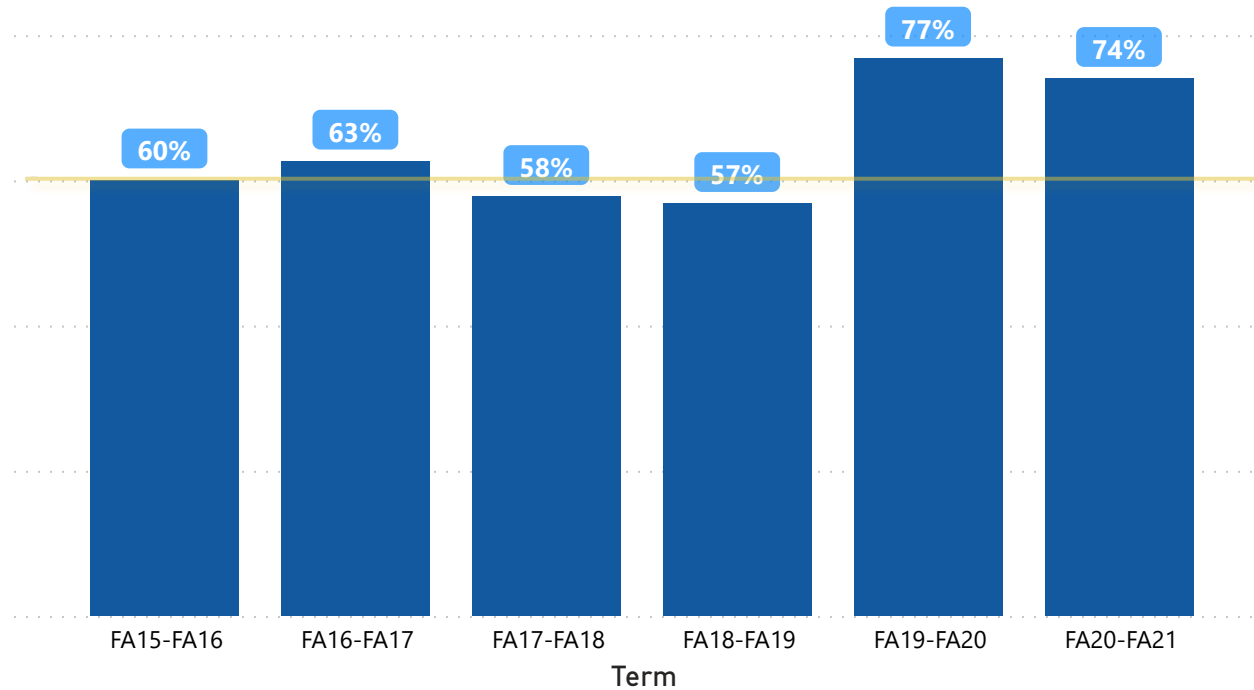
Program	Count of Program
LA	8
BA	3
CJ	3
IT	3
THFB	3
UND	3
AT	2
CT	2
NU	2
BU	1
OA	1
SD	1
Total	32

ISSA 2

Stretch Goal: 70%

PCC retains at least **60%** of registered students from term to term; fall to fall; and fall to spring until completion of degree / certificate programs.

FALL TO FALL RETENTION

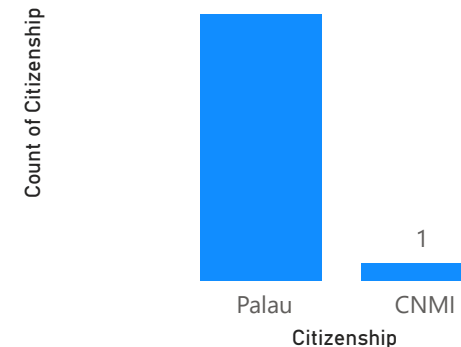


FALL COHORT IS DEFINED AS FULL-TIME, FIRST-TIME DEGREE-SEEKING STUDENTS IN FALL, ALSO INCLUDED STUDENTS ENROLLED IN THE FALL TERM WHO ENROLLED AS FIRST TIME IN THE PRIOR SUMMER TERM

FALL 2020 TO FALL 2021

First Time Full Time (FALL 2020 Cohort) **123**

First Time Part Time **47**



Did not return

16

Program	Count of Program
UND	7
CJ	3
AG	1
CPH	1
EDSE	1
ES	1
NU	1
THTS	1
Total	16

ISSA 3

At least **70%** of registered students will complete enrolled **general education** courses (course completion) in any given semester.

Stretch Goal: **80%**

Semester_Year (groups)

■ Fall 2021

□ Spring 2022

□ Summer 2022

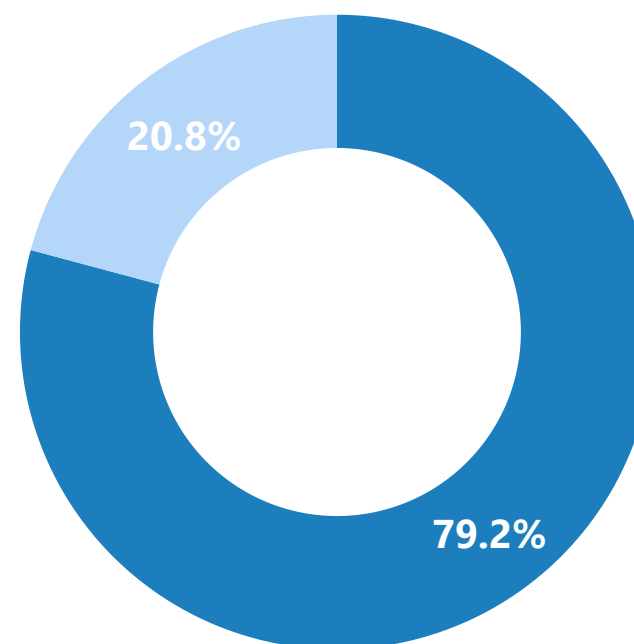
Fall 2021

885

Successfully Passed

233

Failed



● Successfully Passed ● Failed

Grades Distribution

A
334

B
276

C
216

D
59

F
54

W
179

COURSE ENROLLMENT

1118

ISSA 3

At least **70%** of registered students will complete enrolled **general education** courses (course completion) in any given semester.

Stretch Goal: **80%**

Semester_Year (groups) ▾

☐ Fall 2021

☒ Spring 2022

☐ Summer 2022

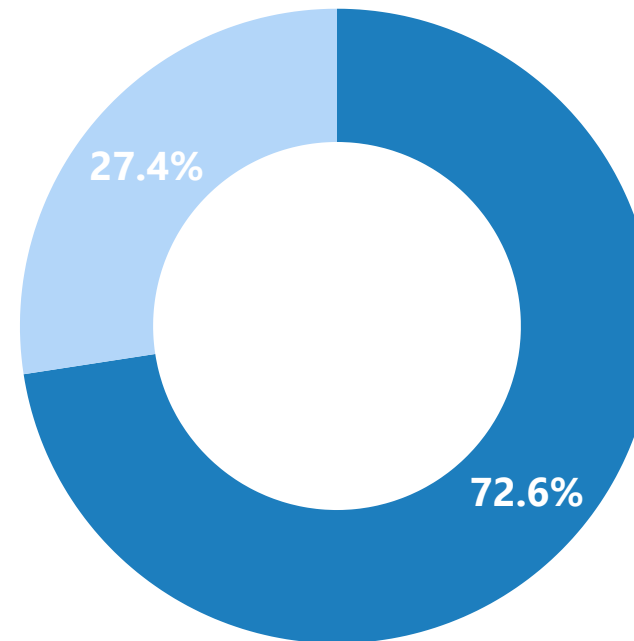
Spring 2022

590

Successfully Passed

223

Failed



● Successfully Passed ● Failed

Grades Distribution

A

253

B

160

C

143

D

34

F

44

W

179

COURSE ENROLLMENT

813

ISSA 3

At least **70%** of registered students will complete enrolled **general education** courses (course completion) in any given semester.

Stretch Goal: **80%**

Semester_Year (groups)

☐ Fall 2021

☐ Spring 2022

☒ Summer 2022

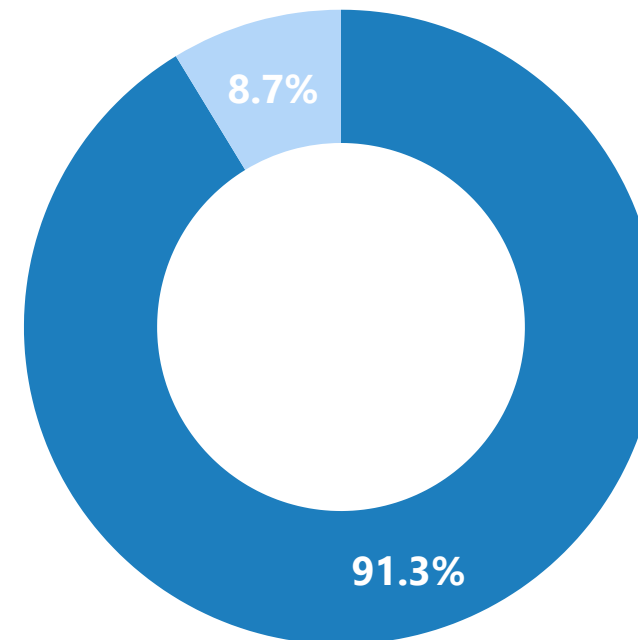
Summer 2022

178

Successfully Passed

17

Failed



● Successfully Passed ● Failed

Grades Distribution

A

68

B

65

C

34

D

11

F

14

W

3

COURSE ENROLLMENT

195



ISSA 4

Stretch Goal: 15%

At least 10% of students enrolled will graduate in 2 - 2.5 years.

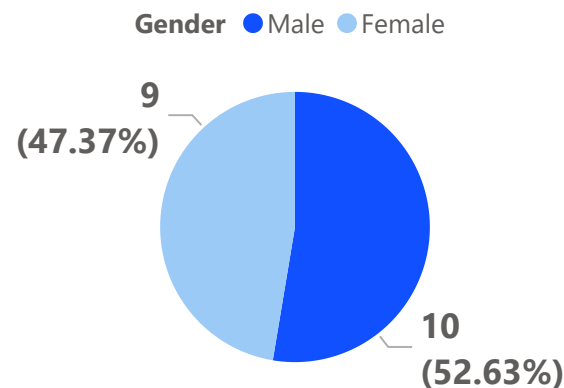

Fall Cohort 2020

123

Program	Count of Program	
LA	24	Palau
CT	16	
UND	13	Philippines
AT	12	5
IT	10	Yap
BA	7	3
BU	7	
NU	7	USA
CJ	4	2
CPH	4	CNMI
OA	3	1
SD	3	Nigeria
SE	3	1
THFB	3	
GE	2	
THTS	2	
AG	1	
ES	1	RMI
LS	1	1
Total	123	

Graduated after 2 - 2.5 Years

19



15%

FALL COHORT 2020

19 Graduated | 123 Students in Cohort

13%

FALL COHORT 2019

15 Graduated | 112 Students in Cohort

14%

FALL COHORT 2018

16 Graduated | 111 Students in Cohort

13%

FALL COHORT 2017

19 Graduated | 149 Students in Cohort

19%

FALL COHORT 2016

25 Graduated | 131 Students in Cohort

9%

FALL COHORT 2015

13 Graduated | 143 Students in Cohort



ISSA 5

Stretch Goal: 25%

At least **20%** of students enrolled will graduate in 3 - 3.5 years.

GRADUATES

AFTER 3 - 3.5 YEARS



18%

COHORT 2019

20 Graduates

112 Students in Cohort

12%

COHORT 2018

13 Graduates

111 Students in Cohort

16%

COHORT 2017

24 Graduates

149 Students in Cohort

19%

COHORT 2016

25 Graduates

131 Students in Cohort

20%

COHORT 2015

30 Graduates

143 Students in Cohort

Fall Cohort 2019

112

students in Cohort

20

Graduated After
3 -3.5 Years

26

Still Enrolled in
Spring 2022

LA
CT
GE
IT
SE
AG
BA
BU
CJ
ET
OA
SD
THFB

4

2

2

2

2

1

1

1

1

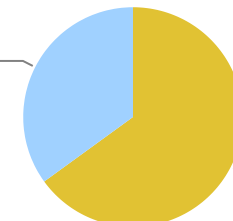
1

1

1

1

7 (35%)



13 (65%)

Gend

Male

Female

ISSA 6

At least 20% of students who completed degree programs will transfer to 4-year colleges / universities.

Stretch Goal: 25%

GRADUATES
ACADEMIC YEAR
2020-2021

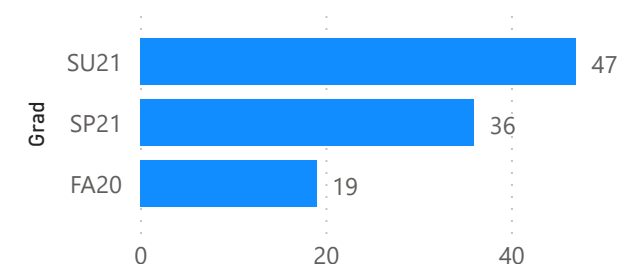
102

TRANSFERRED TO
4-YEAR COLLEGES /
UNIVERSITIES

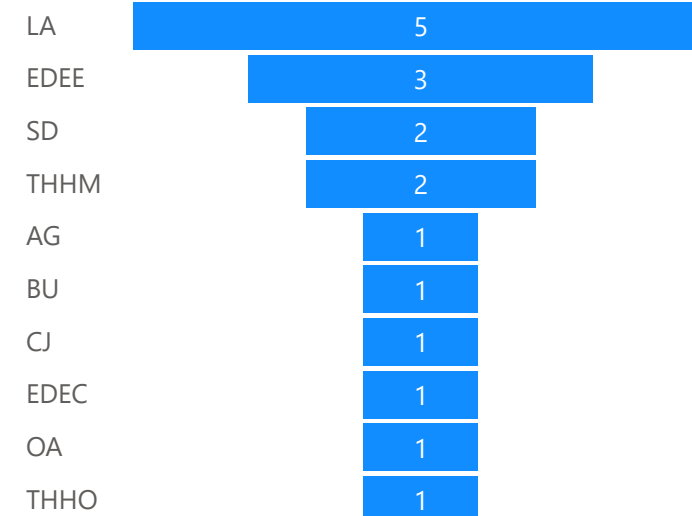
18

18%

Count of Grad by Grad



Citizenship Count of Transferred to University



ISSA 7

At least **50%** of students who completed degree/certificate programs will enter the work force (job placement).

Stretch Goal: 55%

GRADUATES
ACADEMIC YEAR
2020-2021

102

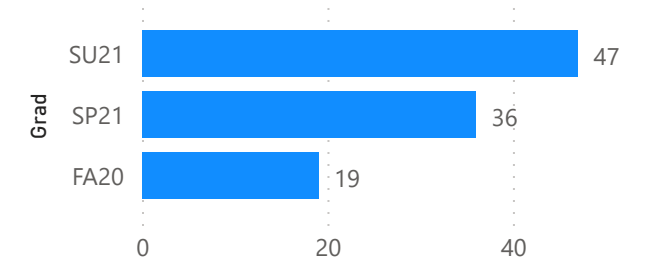
ENTERED THE
WORKFORCE

66

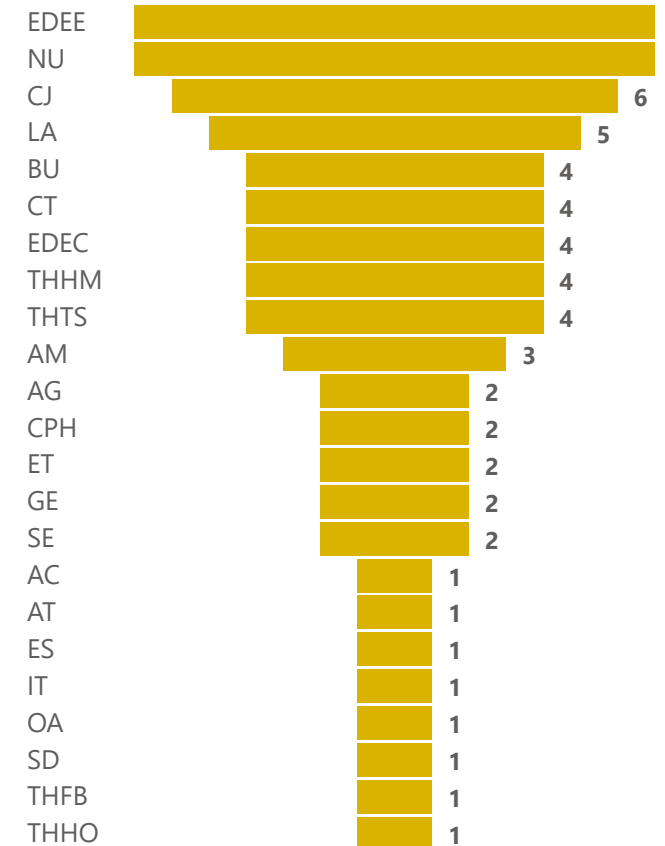
65%

Citizenship	Count of Entered the Work Force
Kosrae	1
Palau	55
RMI	1
Yap	9
Total	66

Count of Grad by Grad



Count of Entered the Work Force by Program



THANK YOU!