

AY 2023–2024



INSTITUTIONAL-SET STANDARDS FOR STUDENT ACHIEVEMENT (ISSA)



Presented by: Chairperson, Retention Committee
ISSA Report Prepared by: Institutional Research & Evaluation Office

OVERVIEW

U.S. Department of Education required every Title IV institution to establish and implement institutional-set standards for student achievement.

TWO TYPES OF GOALS

INSTITUTION STANDARD

The minimum baseline value that we should not drop below the “floor”.

STRETCH GOAL

The goal above our current level of performance that we aspire to achieve.

INSTITUTIONAL-SET STANDARDS FOR STUDENT ACHIEVEMENT



ISSA

01

Course Completion

At least 60% of registered students will complete enrolled courses (course completion) in any given semester.

02

Retention

PCC retains at least 60% of registered students from term to term; fall to fall; and spring to spring until completion of degree/certificate programs.

03

Course Completion (General Education)

At least 70% of registered students will complete enrolled general education courses in any given semester.

04

Graduation Rate (2-2.5yrs)

At least 10% of students enrolled will graduate in 2 – 2.5 years.

INSTITUTIONAL-SET STANDARDS FOR STUDENT ACHIEVEMENT



ISSA

05

Graduation Rate (3–3.5yrs)

At least 20% of students enrolled will graduate in 3 to 3.5 years.

06

Transfer Rates

At least 20% of students who completed degree programs will transfer to 4-year colleges/universities.

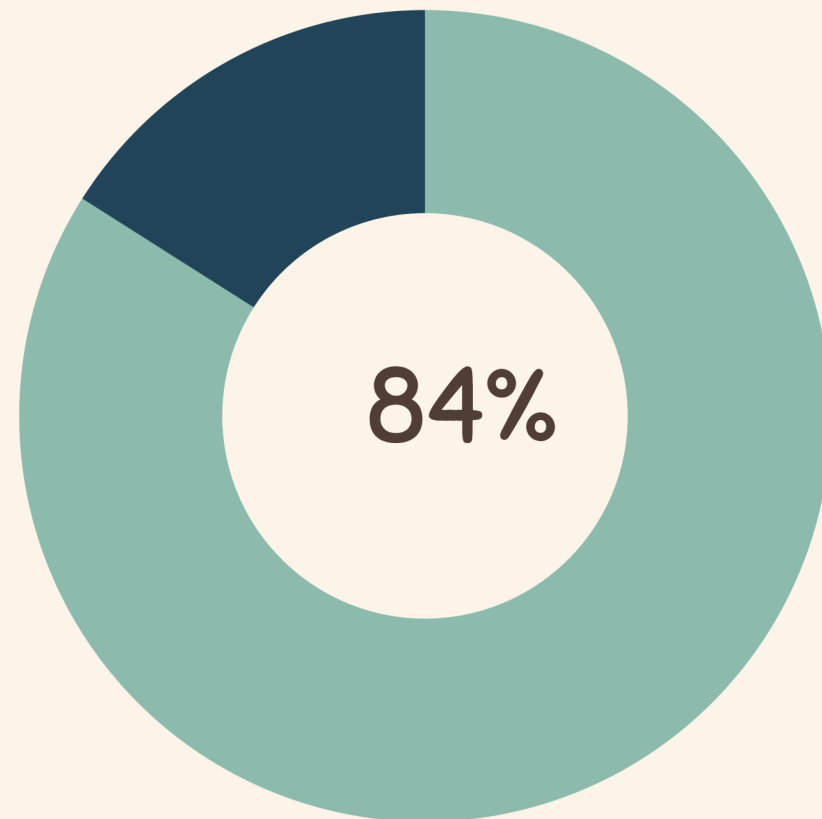
07

Job Placement Rates

At least 50% of students who completed degree/certificate programs will enter the work force (job placement).

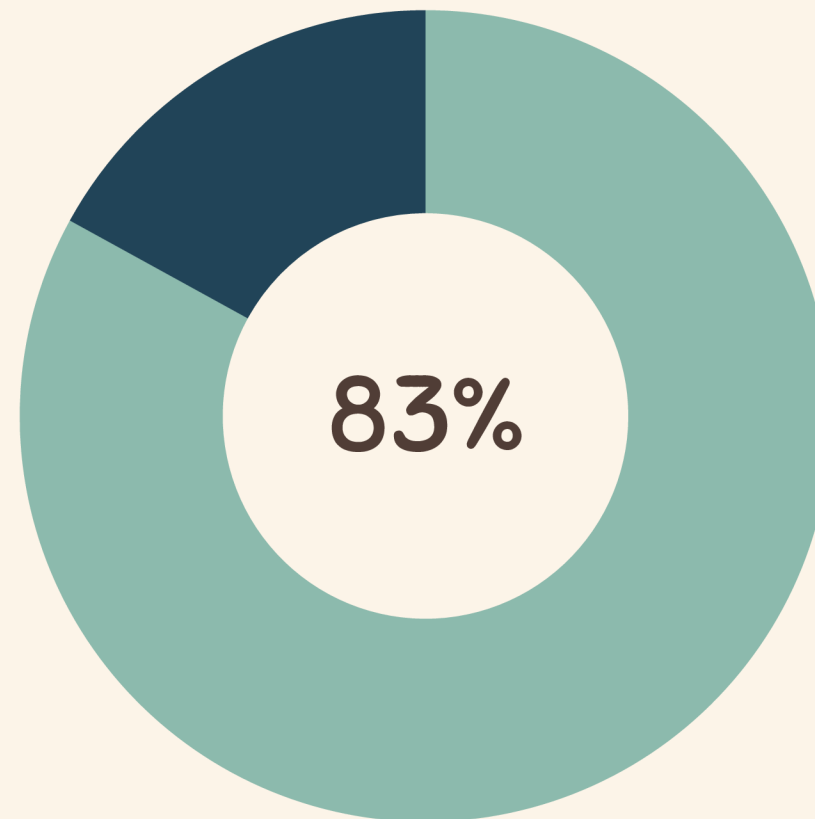
ISSA 1

AT LEAST 60% OF REGISTERED STUDENTS WILL COMPLETE ENROLLED COURSES (COURSE COMPLETION) IN ANY GIVEN SEMESTER. Stretch Goal: 70%



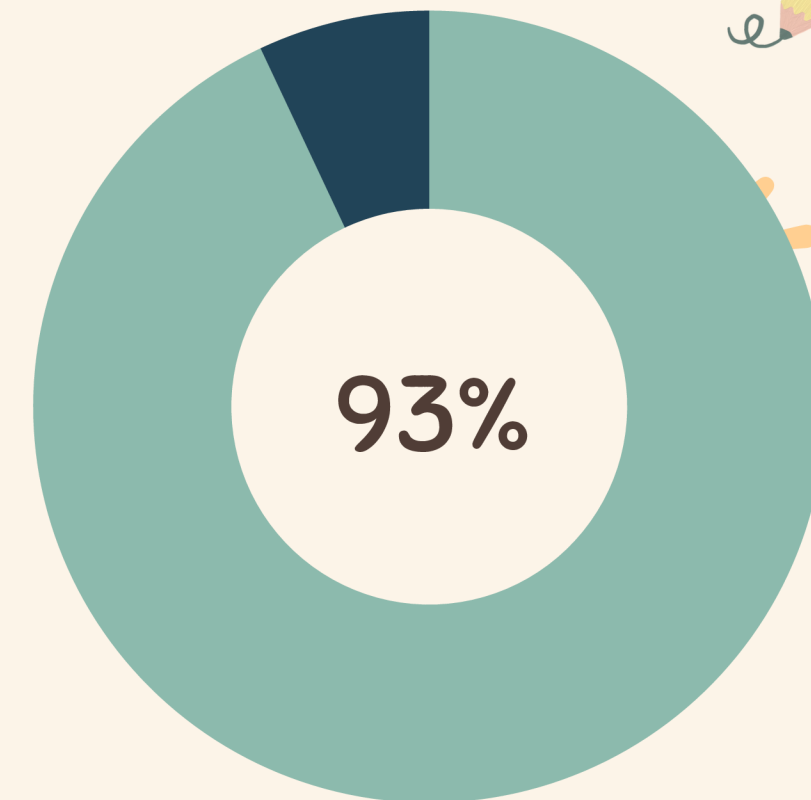
FALL 2023

Total Course Enrollment = 1,415
Successful (A,B,C,D) = 1,190
Unsuccessful (F,W) = 225



SPRING 2024

Total Course Enrollment = 1,353
Successful (A,B,C,D) = 1,121
Unsuccessful (F,W) = 232



SUMMER 2024

Total Course Enrollment = 200
Successful (A,B,C,D) = 186
Unsuccessful (F,W) = 14

ISSA 1

ENR/AU grade not included

84%

COURSE COMPLETION RATE
Academic Year 2023–2024
ALL Courses

ISSA 1

AT LEAST 60% OF REGISTERED STUDENTS WILL COMPLETE ENROLLED COURSES (COURSE COMPLETION) IN ANY GIVEN SEMESTER. Stretch Goal: 70%

COURSE ENROLLMENT & SUCCESS (A,B,C, OR D) BY ACADEMIC YEAR

Academic Year	Total Course Enrollment	Successful Completion	Successful Rate	Unsuccessful Completion	Unsuccessful Rate
AY 2015-2016	4644	3509	76%	1135	24%
AY 2016-2017	4093	3333	81%	760	19%
AY 2017-2018	4143	3420	83%	723	17%
AY 2018-2019	6504	4761	79%	743	21%
AY 2019-2020	4319	3585	83%	734	17%
AY 2020-2021	4642	3879	84%	750	16%
AY 2021-2022	3879	3194	82%	685	18%
AY 2022-2023	3269	2770	85%	499	15%
AY 2023-2024	2968	2497	84%	471	16%

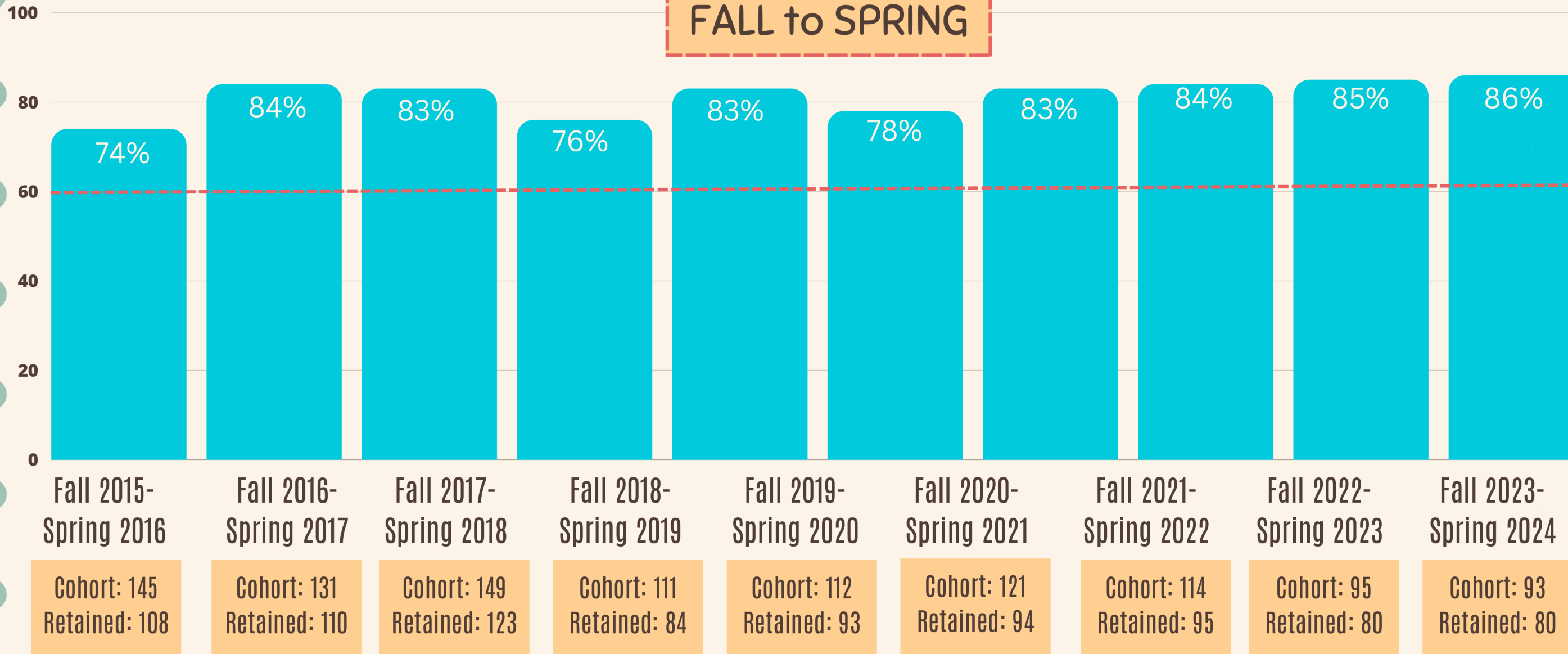
ISSA 1

ISSA 2

PCC RETAINS AT LEAST 60% OF REGISTERED STUDENTS FROM TERM TO TERM; FALL TO FALL; AND SPRING TO SPRING UNTIL COMPLETION OF DEGREE/CERTIFICATE PROGRAMS.

Stretch Goal: 70%

FALL to SPRING



ISSA 2

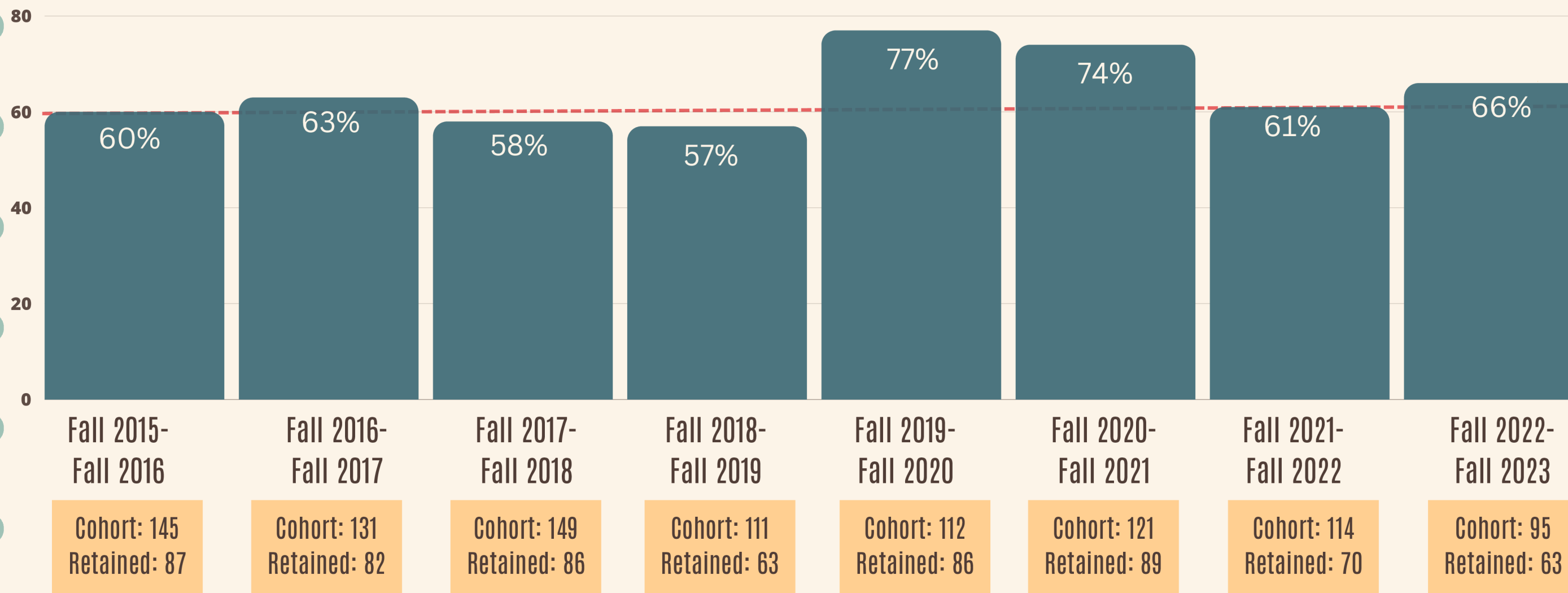
FALL COHORT IS DEFINED AS FULL-TIME, FIRST-TIME DEGREE-SEEKING STUDENTS IN THE FALL, ALSO INCLUDING STUDENTS ENROLLED IN THE FALL TERM WHO ENROLLED AS FIRST TIME IN THE PRIOR SUMMER TERM

ISSA 2

PCC RETAINS AT LEAST 60% OF REGISTERED STUDENTS FROM TERM TO TERM; FALL TO FALL; AND SPRING TO SPRING UNTIL COMPLETION OF DEGREE/CERTIFICATE PROGRAMS.

Stretch Goal: 70%

FALL to FALL



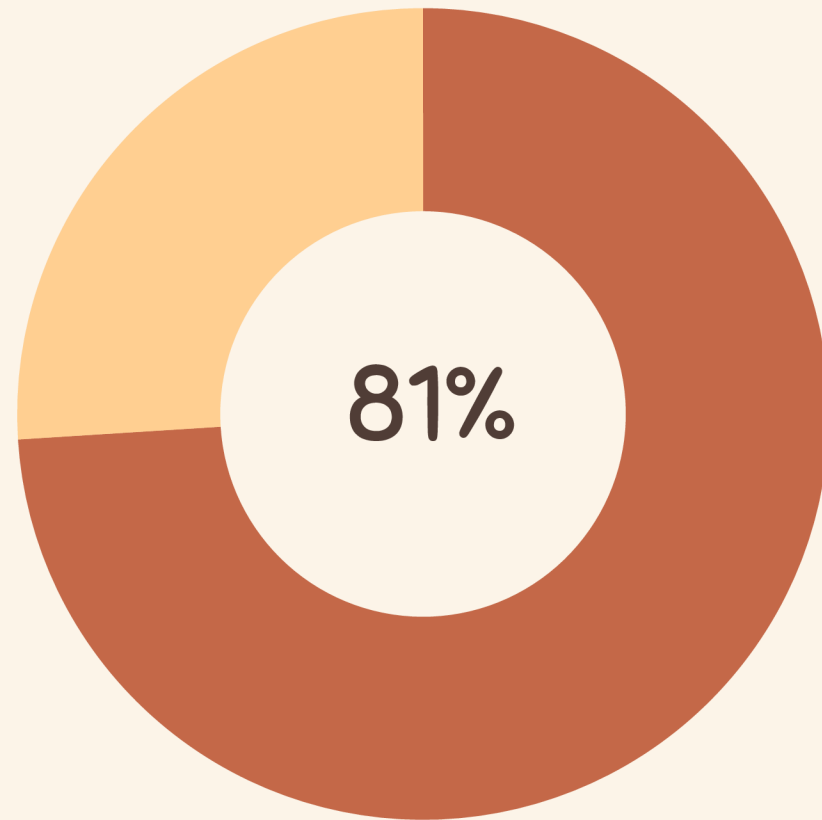
ISSA 2

FALL COHORT IS DEFINED AS FULL-TIME, FIRST-TIME DEGREE-SEEKING STUDENTS IN THE FALL, ALSO INCLUDING STUDENTS ENROLLED IN THE FALL TERM WHO ENROLLED AS FIRST TIME IN THE PRIOR SUMMER TERM

ISSA 3

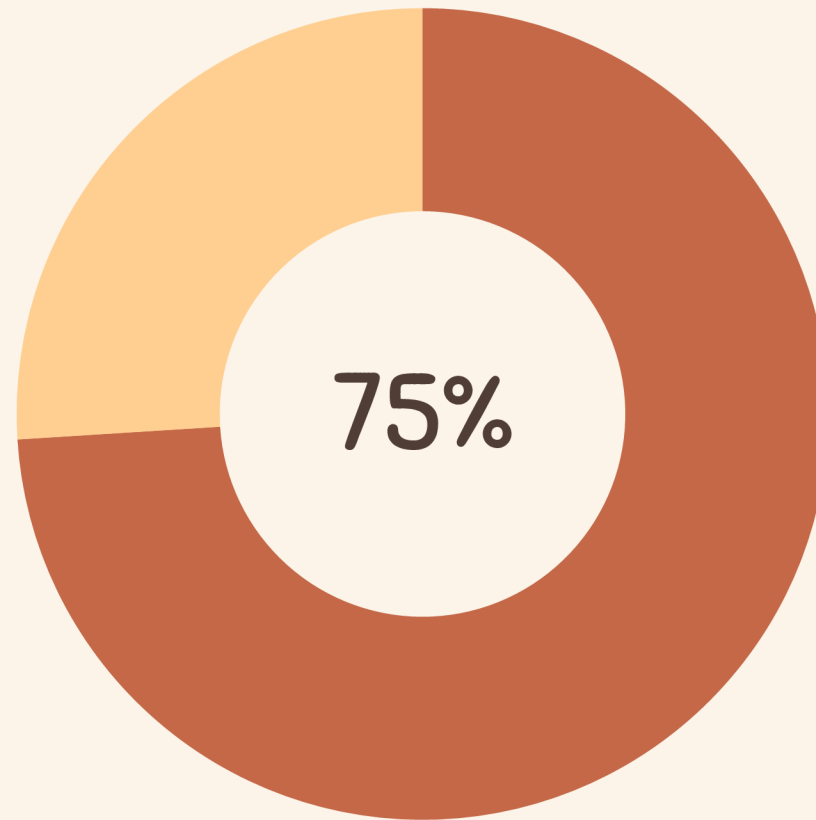
AT LEAST 70% OF REGISTERED STUDENTS WILL COMPLETE
ENROLLED GENERAL COURSES (COURSE COMPLETION) IN ANY
GIVEN SEMESTER.

Stretch Goal: 80%



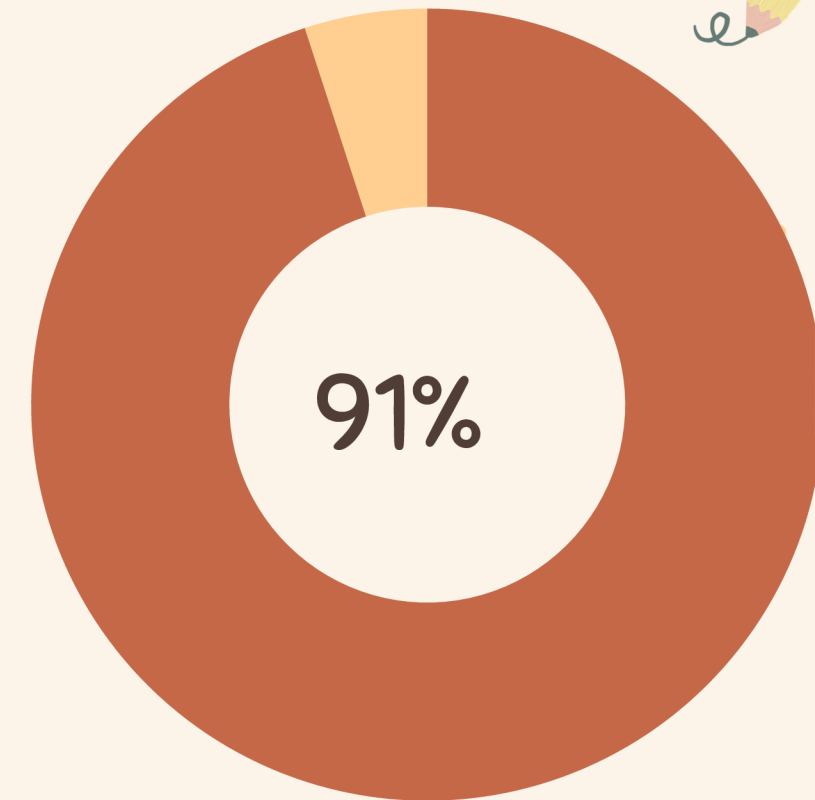
FALL 2023

Total Gen Ed Course Enrollment = 827
Successful (A,B,C,D) = 672
Unsuccessful (F,W) = 155



SPRING 2024

Total Gen Ed Course Enrollment = 715
Successful (A,B,C,D) = 535
Unsuccessful (F,W) = 180



SUMMER 2024

Total Gen Ed Course Enrollment = 158
Successful (A,B,C,D) = 144
Unsuccessful (F,W) = 14

ISSA 3

80%

COURSE COMPLETION RATE
Academic Year 2023–2024
General Education Courses

ISSA 4

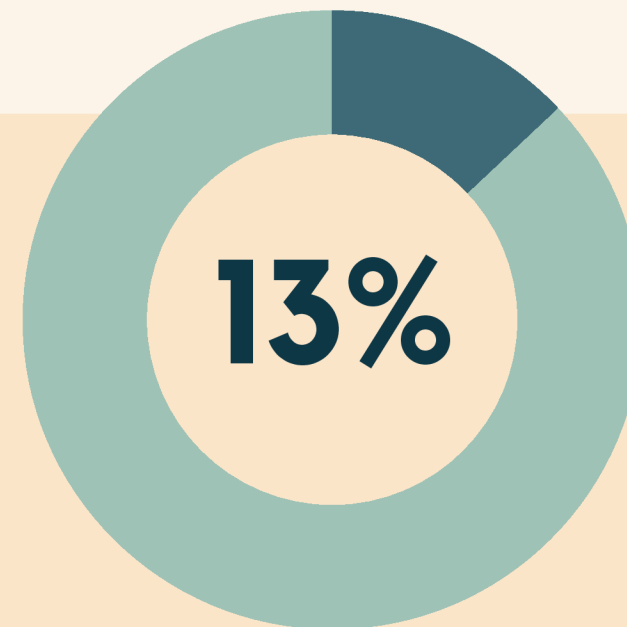
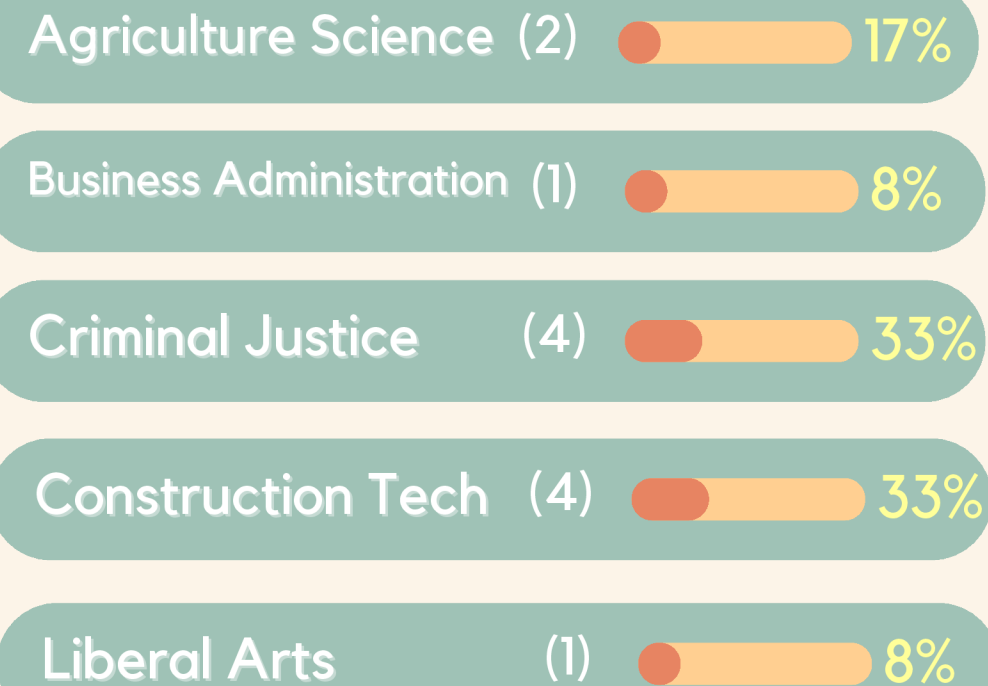
Graduation Rate (2-2.5yrs)

AT LEAST 10% OF STUDENTS ENROLLED WILL GRADUATE IN 2 - 2.5 YEARS.

Stretch Goal: 15 %

2-year Graduation Rate

Graduates by Program

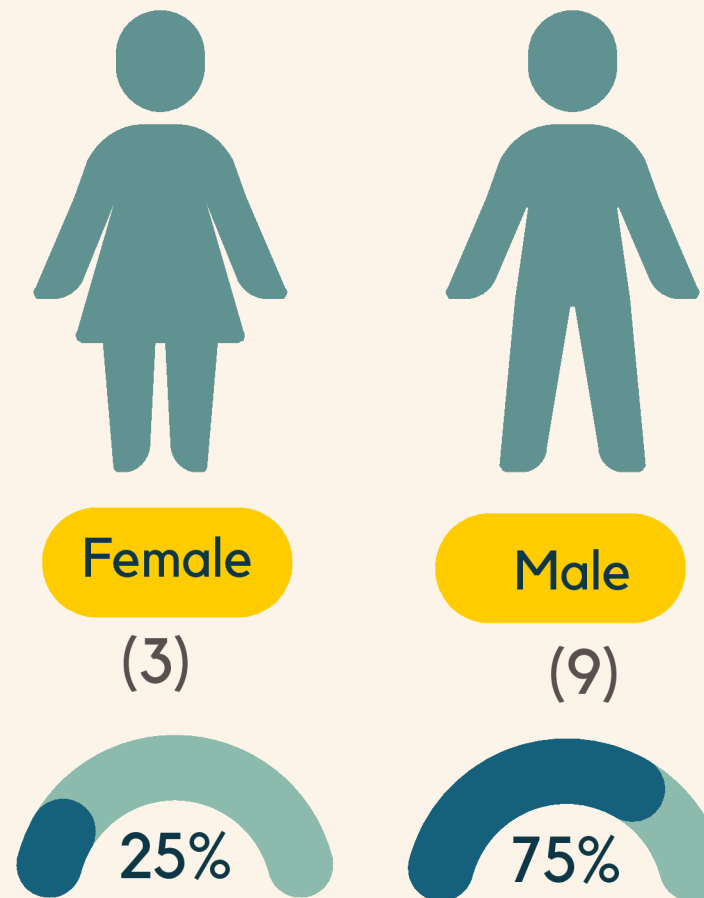


FALL COHORT
2022

95
Students in the
Cohort

12*
Graduated
(SP24, SU24)

Graduates by Gender



*FA24 Graduates not yet included

ISSA 4

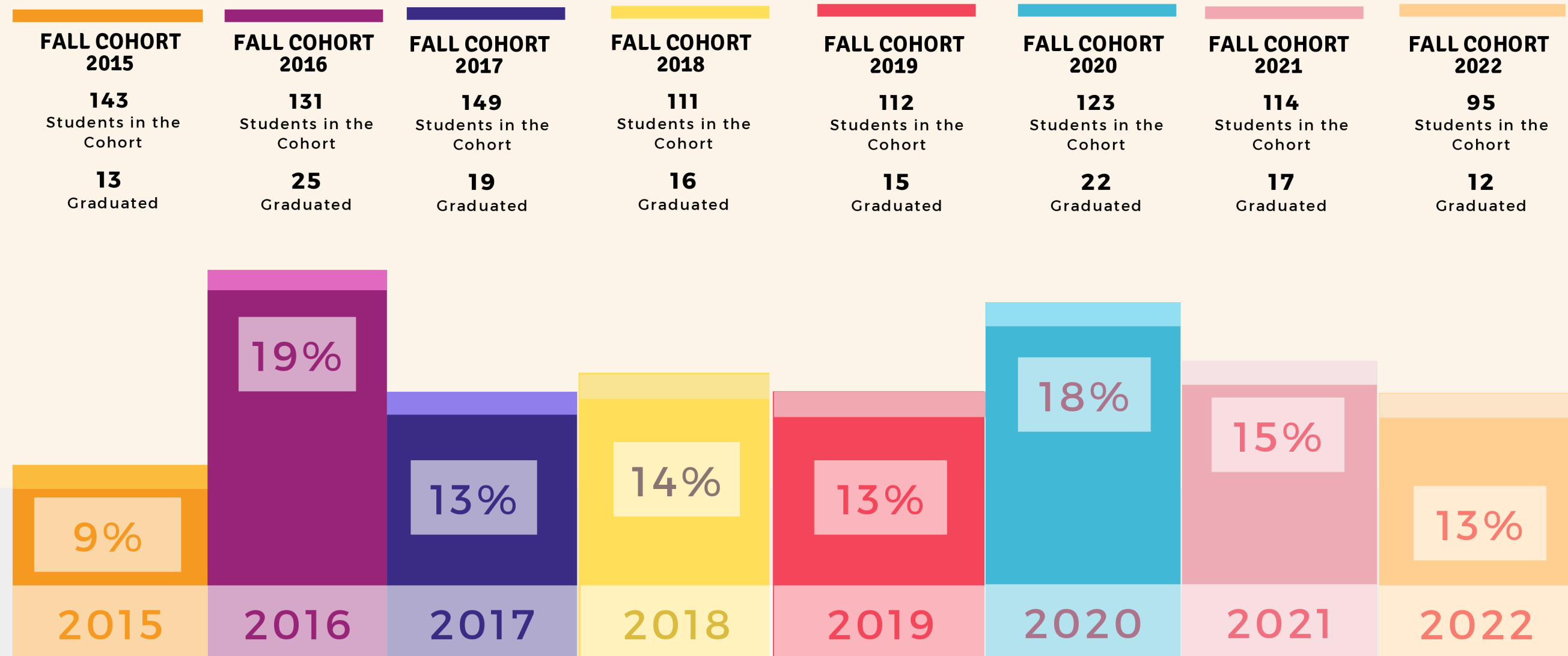
ISSA 4

Graduation Rate (2-2.5yrs)

AT LEAST 10% OF STUDENTS ENROLLED WILL GRADUATE IN 2 - 2.5 YEARS.

Stretch Goal: 15 %

2-year Graduation Rate



ISSA 4

ISSA 5

Graduation Rate (3-3.5yrs)

AT LEAST 20% OF STUDENTS ENROLLED WILL GRADUATE IN 3 - 3.5 YEARS.

Stretch Goal: 25 %

Graduates by Program

Business Accounting (1) 6%

Business Administration (1) 6%

Criminal Justice (1) 6%

Construction Tech (1) 6%

Electrical Technology (1) 6%

General Electronics (1) 6%

Information Tech (1) 6%

Liberal Arts (2) 12%

Nursing (3) 18%

Tourism & Hosp (THHO) (1) 6%

3-year Graduation Rate


11%

FALL COHORT
2023

114
Students in the
Cohort

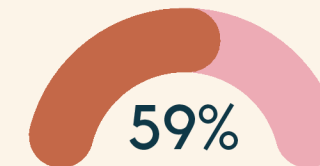
13*
Graduated
(SP24, SU24)

Graduates by Gender




Female

(10)

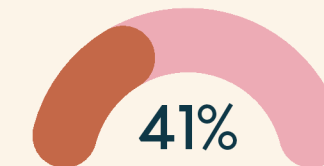


59%



Male

(7)



41%

*FA24 Graduates not yet included

ISSA 5

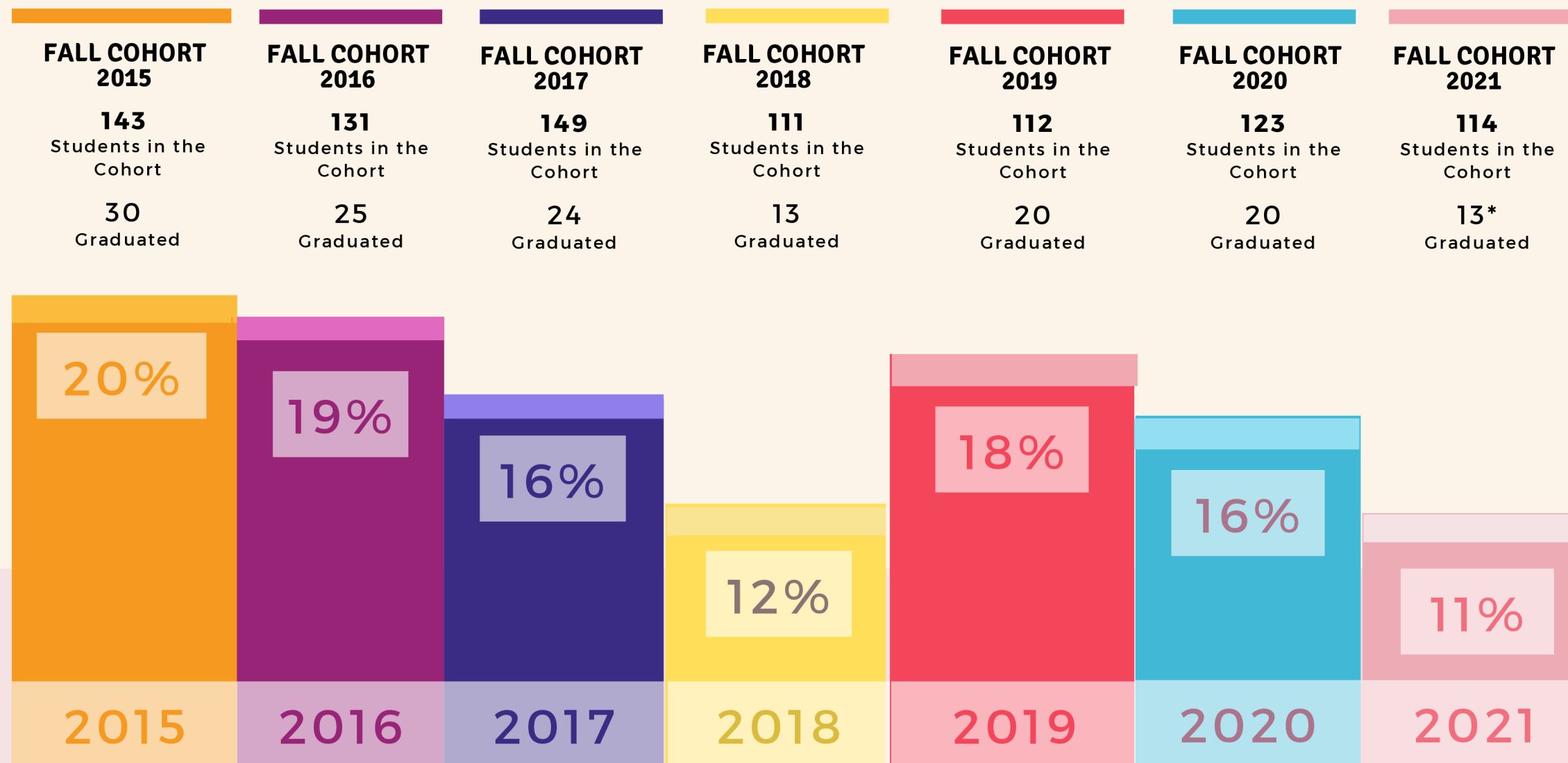
ISSA 5

Graduation Rate (3-3.5yrs)

AT LEAST 20% OF STUDENTS ENROLLED WILL GRADUATE IN 3 - 3.5 YEARS.

Stretch Goal: 25 %

3-year Graduation Rate



ISSA 5

ISSA 6

Transfer Rate

AT LEAST 20% OF STUDENTS WHO COMPLETED DEGREE PROGRAMS WILL TRANSFER TO 4-YEAR COLLEGES/UNIVERSITIES.

Stretch Goal: 25 %

19%

AY 2022–2023 Graduates

(FA22, SP23, SU23)

15 of the 81 graduates transferred to University

20%

AY 2021–2022

15 of the 81 graduates transferred to University

18%

AY 2020–2021

18 of the 102 graduates transferred to University

10%

AY 2019–2020

8 of the 78 graduates transferred to University

7%

AY 2018–2019

6 of the 87 graduates transferred to University

16%

AY 2017–2018

19 of the 119 graduates transferred to University

19%

AY 2016–2017

23 of the 119 graduates transferred to University

22%

AY 2015–2016

14 of the 63 graduates transferred to University

ISSA 6

ISSA 7

AT LEAST 50% OF STUDENTS WHO COMPLETED
DEGREE/CERTIFICATE PROGRAMS WILL ENTER THE WORKFORCE
(JOB PLACEMENT).

Stretch Goal: 55 %

69%

AY 2022–2023 Graduates

(FA22, SP23, SU23)

56 of the 81 graduates has entered the
workforce

55%

AY 2021-2022

45 of the 81 graduates entered the workforce

65%

AY 2020-2021

66 of the 102 graduates entered the workforce

60%

AY 2019-2020

47 of the 78 graduates entered the workforce

53%

AY 2018-2019

46 of the 87 graduates entered the workforce

62%

AY 2017-2018

74 of the 119 graduates entered the workforce

57%

AY 2016-2017

68 of the 119 graduates entered the workforce

41%

AY 2015-2016

23 of the 63 graduates entered the workforce

ISSA 7





THE PATH FORWARD



The Revised Standards

In January 2024, the ISSA Committee completed its five-year review of the College's seven ISSA. The Committee reviewed results from AY 2018–2023 and prior years, and the recommendations was approved by the College President in March 11, 2024, to be implemented starting Academic Year 2024–2025



ISSA 2018–2023

ISSA 1 – At least 60% of registered students will complete enrolled courses (course completion) in any given semester. Stretch goal 70%.

ISSA 2 – PCC retains at least 60% of registered students from term to term; fall to fall; and spring to spring until completion of degree/certificate programs. Stretch goal 70%.

ISSA 3 – At least 70% of registered students will complete enrolled general education courses in any given semester. Stretch goal 80%.

ISSA 4 – At least 10% of students enrolled will graduate in 2 – 2.5 years. Stretch goal 15%.

ISSA 5 – At least 20% of students enrolled will graduate in 3 – 3.5 years. Stretch goal 25%.

ISSA 6. At least 20% of students who completed degree programs will transfer to 4-year colleges/universities. Stretch goal 25%.

ISSA 7. At least 50% of students who completed degree/certificate programs will enter the workforce (job placement). Stretch goal 55%.

Approved Revised ISSA

ISSA 1 – At least 70% of registered students will complete enrolled courses (course completion) in any given semester. Stretch goal 85%.

ISSA 2 – PCC retains at least 60% of registered students from term to term; fall to fall; and spring to spring until completion of degree/certificate programs. Stretch goal 70%.

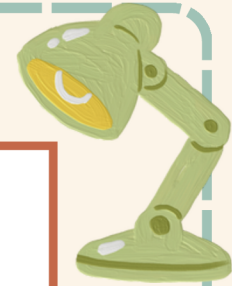
ISSA 3 – At least 70% of registered students will complete enrolled general education courses in any given semester. Stretch goal 80%.

The combined ISSA will read as follows:

ISSA 4 – At least 25% of enrolled students will graduate within the 150% normal time to completion (3–3.5 years). Stretch goal 35%.

ISSA 5 – At least 20% of students who completed degree programs will transfer to 4-year colleges/universities. Stretch goal 25%.

ISSA 6 – At least 50% of students who completed degree/certificate programs will enter the workforce (job placement). Stretch goal 55%.





Thank You