



PALAU COMMUNITY
COLLEGE

INSTITUTIONAL-SET STANDARDS FOR STUDENT ACHIEVEMENT (ISSA) REPORT

ACADEMIC YEAR 2024 - 2025

Prepared by: Institutional Research & Evaluation Office

Main Data Source: Admission and Records

OVERVIEW

U.S. Department of Education required every Title IV institution to establish and implement institutional-set standards for student achievement.

TWO TYPES OF GOALS

Institution Standard

The minimum baseline value that we should not drop below the “floor”.

Stretch Goal

The goal above our current level of performance that we aspire to achieve.

THE REVISED STANDARDS

In January 2024, the ISSA Committee completed its five-year review of the College's seven ISSAs. The Committee reviewed results from AY 2018–2023 and prior years, and the recommendations were approved by the College President on March 11, 2024, and were implemented in Academic Year 2024–2025

INSTITUTIONAL-SET STANDARDS FOR STUDENT ACHIEVEMENT

ISSA

01

Stretch goal 85%.

Course Completion

At least 70% of registered students will complete enrolled courses (course completion) in any given semester.

ISSA

02

Stretch goal 70%.

Retention

PCC retains at least 60% of registered students from term to term; fall to spring; and fall to fall until completion of degree/certificate programs.

ISSA

03

Stretch goal 80%.

Course Completion (General Education)

At least 70% of registered students will complete enrolled general education courses in any given semester.

ISSA

04

Stretch goal 35%.

Graduation Rate

At least 25% of enrolled students will graduate within the 150% normal time to completion.

ISSA

05

Stretch goal 25%.

Transfer Rates

At least 20% of students who completed degree programs will transfer to 4-year colleges/universities. Stretch goal 25%.

ISSA

06

Stretch goal 55%.

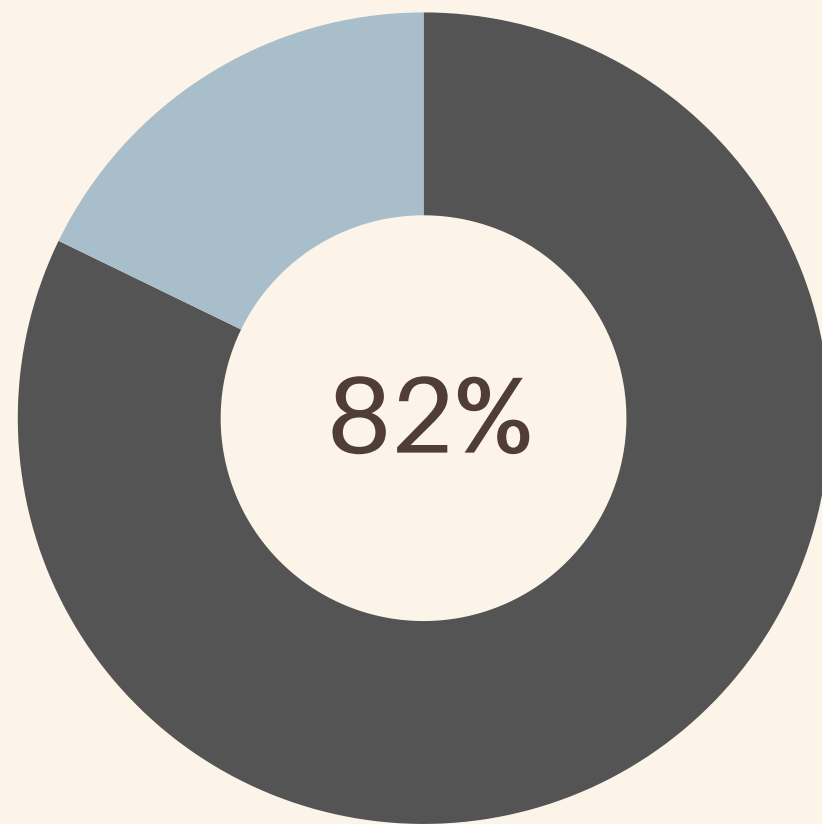
Job Placement Rates

At least 50% of students who completed degree/certificate programs will enter the workforce (job placement).

ISSA 1

Stretch Goal: 85%

AT LEAST 70% OF REGISTERED STUDENTS WILL COMPLETE ENROLLED COURSES (COURSE COMPLETION) IN ANY GIVEN SEMESTER.

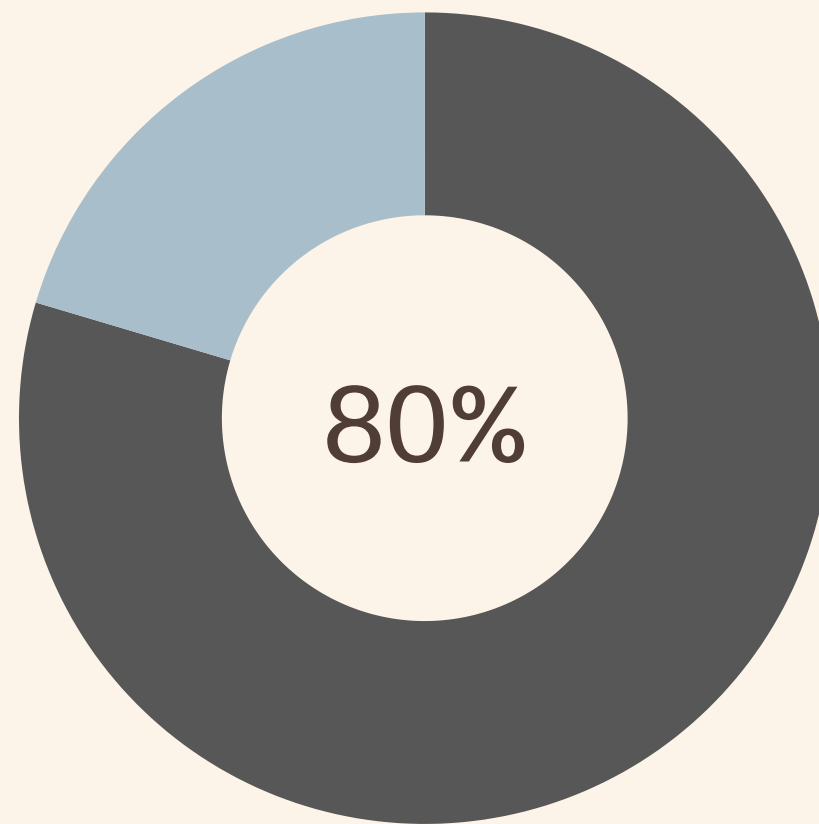


FALL 2024

Total Course Enrollment = 1,340

Successful (A,B,C,D) = 1,102

Unsuccessful (F,W) = 237

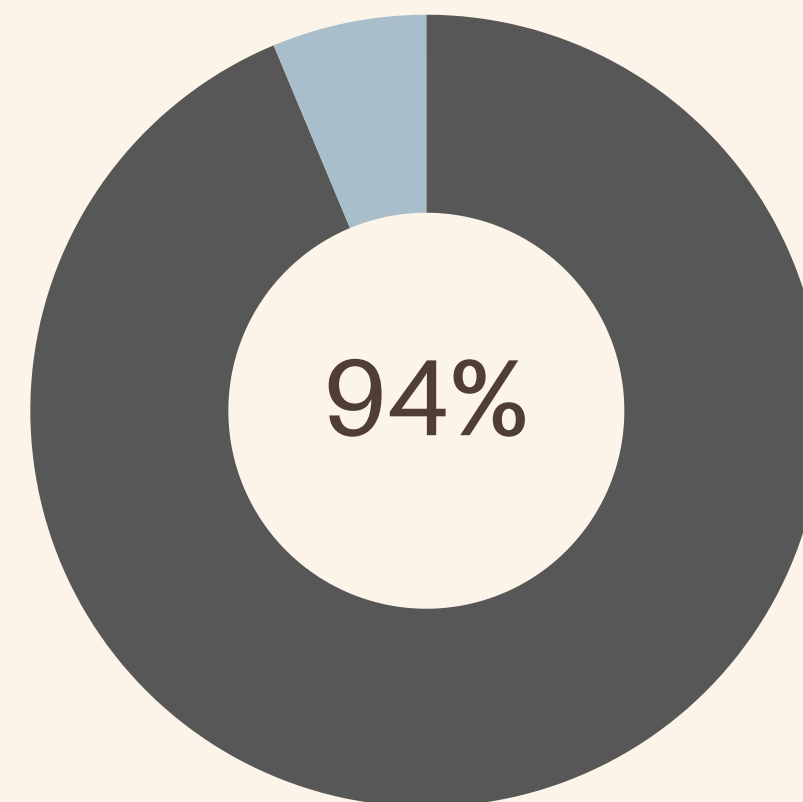


SPRING 2025

Total Course Enrollment = 1,341

Successful (A,B,C,D) = 1,068

Unsuccessful (F,W) = 273



SUMMER 2025

Total Course Enrollment = 206

Successful (A,B,C,D) = 193

Unsuccessful (F,W) = 13

ENR/AU grade not included

82%

COURSE COMPLETION RATE
Academic Year 2024-2025
ALL Courses

ISSA 1

AT LEAST 70% OF REGISTERED STUDENTS WILL COMPLETE ENROLLED COURSES (COURSE COMPLETION) IN ANY GIVEN SEMESTER.

Stretch Goal: 85%

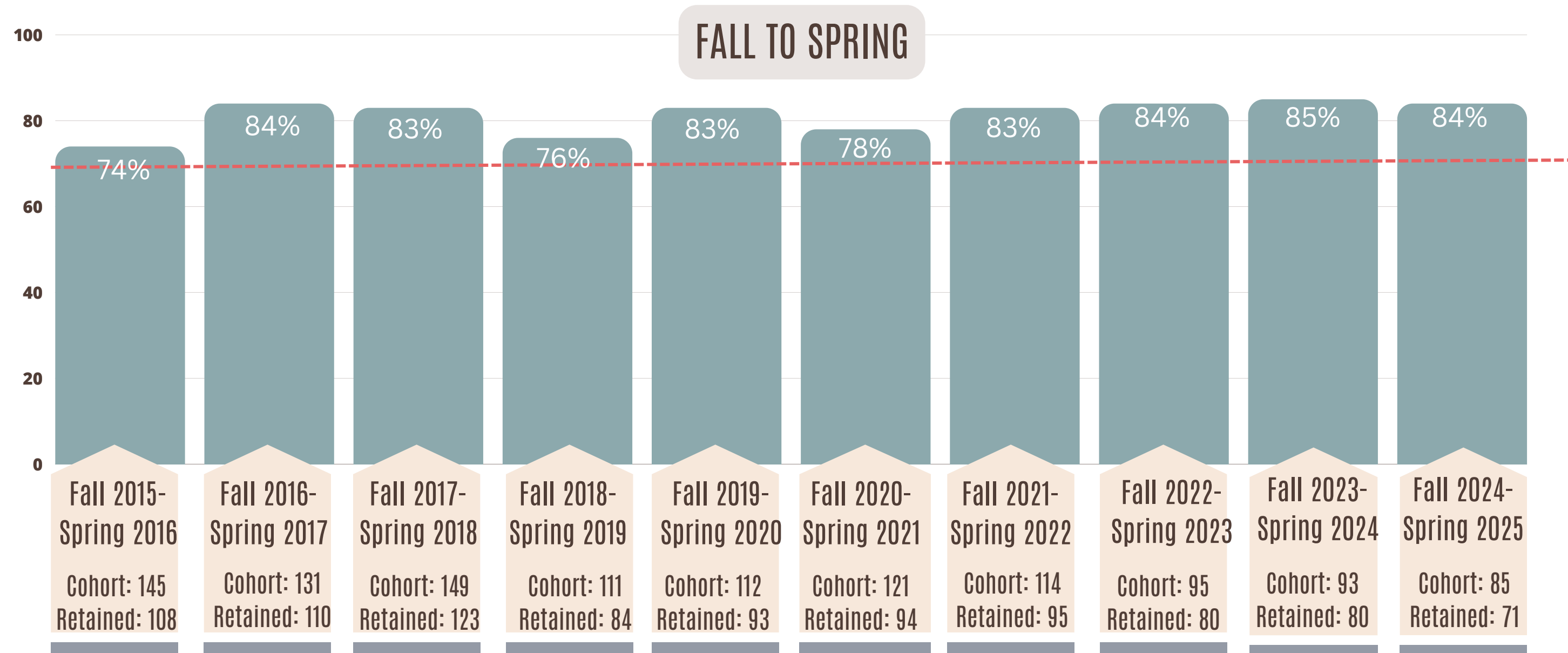
COURSE ENROLLMENT & SUCCESS (A,B,C, OR D) BY ACADEMIC YEAR

Academic Year	Total Course Enrollment	Successful Completion	Successful Rate	Unsuccessful Completion	Unsuccessful Rate
AY 2015–2016	4644	3509	76%	1135	24%
AY 2016–2017	4093	3333	81%	760	19%
AY 2017–2018	4143	3420	83%	723	17%
AY 2018–2019	6504	4761	79%	743	21%
AY 2019–2020	4319	3585	83%	734	17%
AY 2020–2021	4642	3879	84%	750	16%
AY 2021–2022	3879	3194	82%	685	18%
AY 2022–2023	3269	2770	85%	499	15%
AY 2023–2024	2968	2497	84%	471	16%
AY 2024–2025	2886	2363	82%	523	18%

ISSA 2

Stretch Goal: 70%

PCC RETAINS AT LEAST 60% OF REGISTERED STUDENTS FROM TERM TO TERM; FALL TO SPRING; AND FALL TO FALL UNTIL COMPLETION OF DEGREE/CERTIFICATE PROGRAMS.

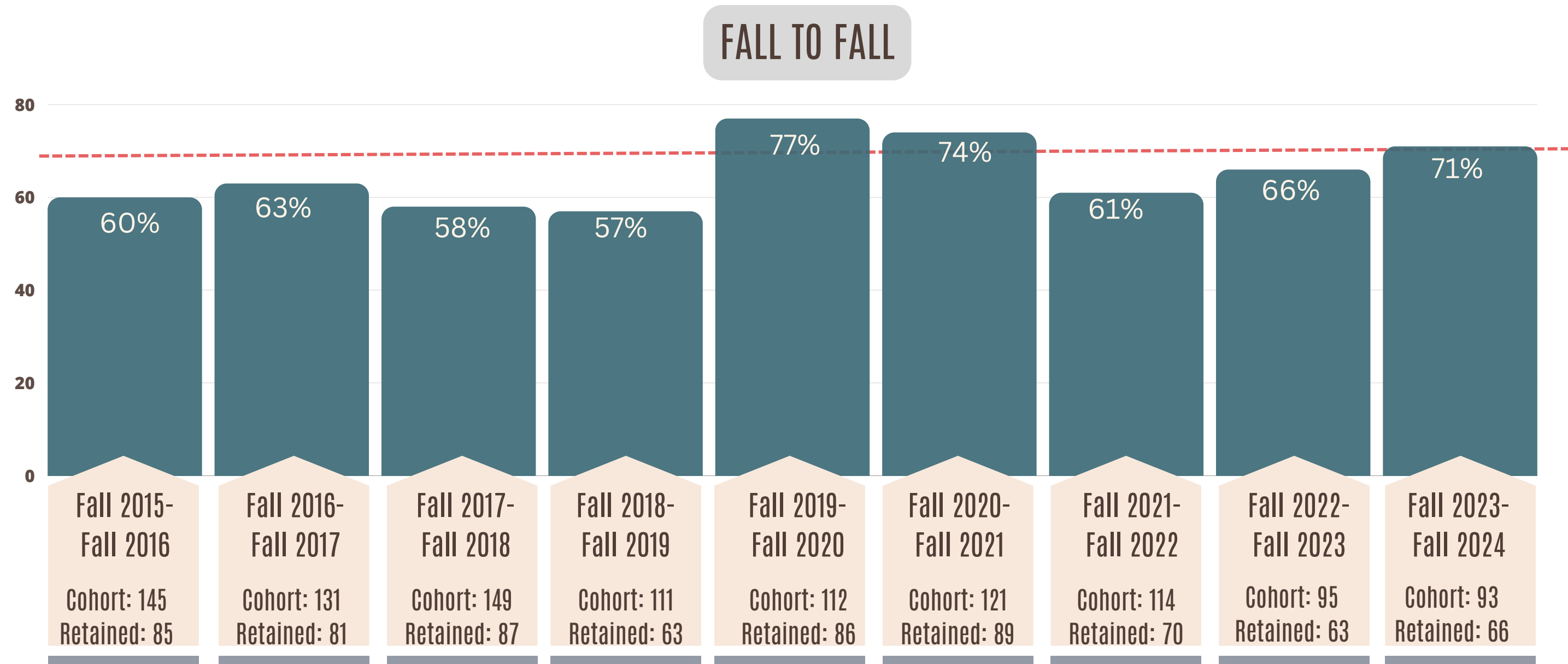


FALL COHORT IS DEFINED AS FULL-TIME, FIRST-TIME DEGREE-SEEKING STUDENTS IN THE FALL, ALSO INCLUDING STUDENTS ENROLLED IN THE FALL TERM WHO ENROLLED AS FIRST TIME IN THE PRIOR SUMMER TERM

ISSA 2

Stretch Goal: 70%

PCC RETAINS AT LEAST 60% OF REGISTERED STUDENTS FROM TERM TO TERM; FALL TO SPRING; AND FALL TO FALL UNTIL COMPLETION OF DEGREE/CERTIFICATE PROGRAMS.

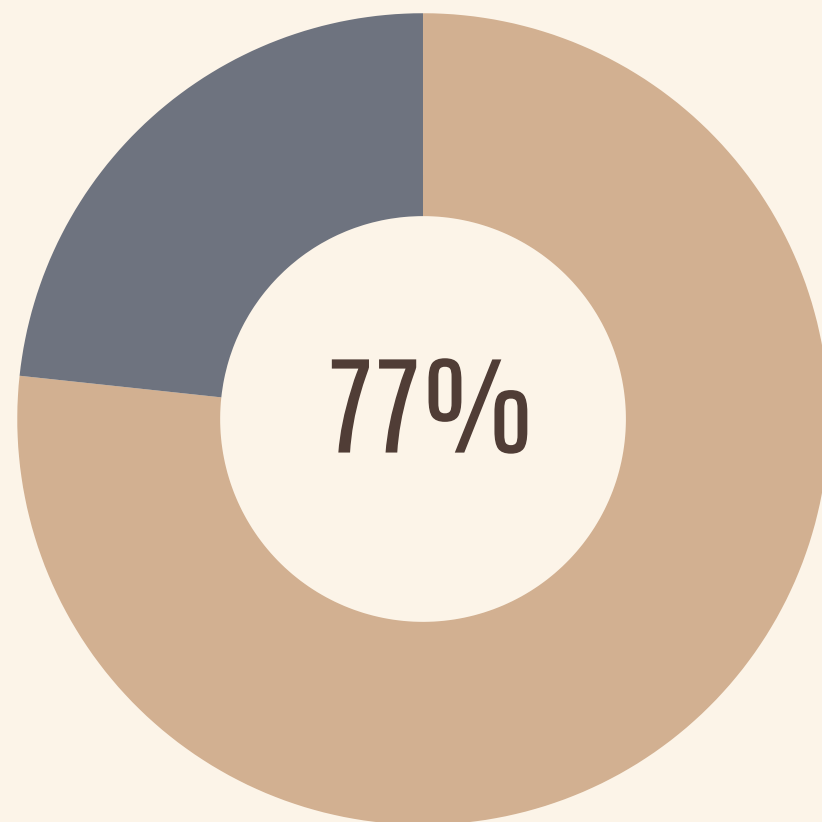


FALL COHORT IS DEFINED AS FULL-TIME, FIRST-TIME DEGREE-SEEKING STUDENTS IN THE FALL, ALSO INCLUDING STUDENTS ENROLLED IN THE FALL TERM WHO ENROLLED AS FIRST TIME IN THE PRIOR SUMMER TERM

ISSA 3

Stretch Goal: 80%

**AT LEAST 70% OF REGISTERED STUDENTS WILL COMPLETE ENROLLED
GENERAL EDUCATION COURSES IN ANY GIVEN SEMESTER.**

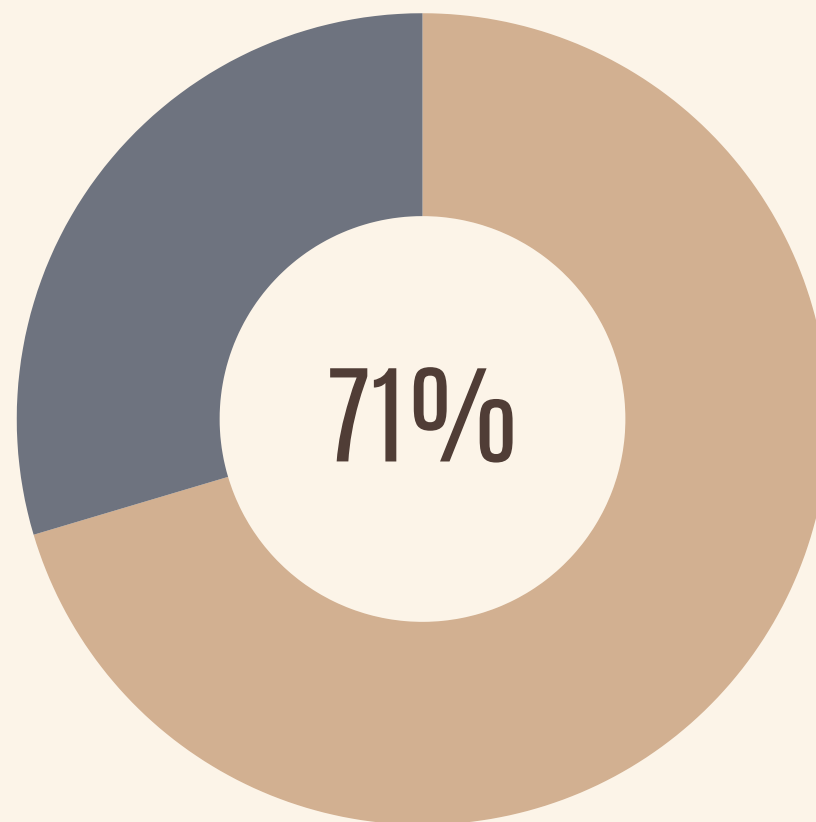


FALL 2024

Total Gen Ed Course Enrollment = 725

Successful (A,B,C,D) = 556

Unsuccessful (F,W) = 169

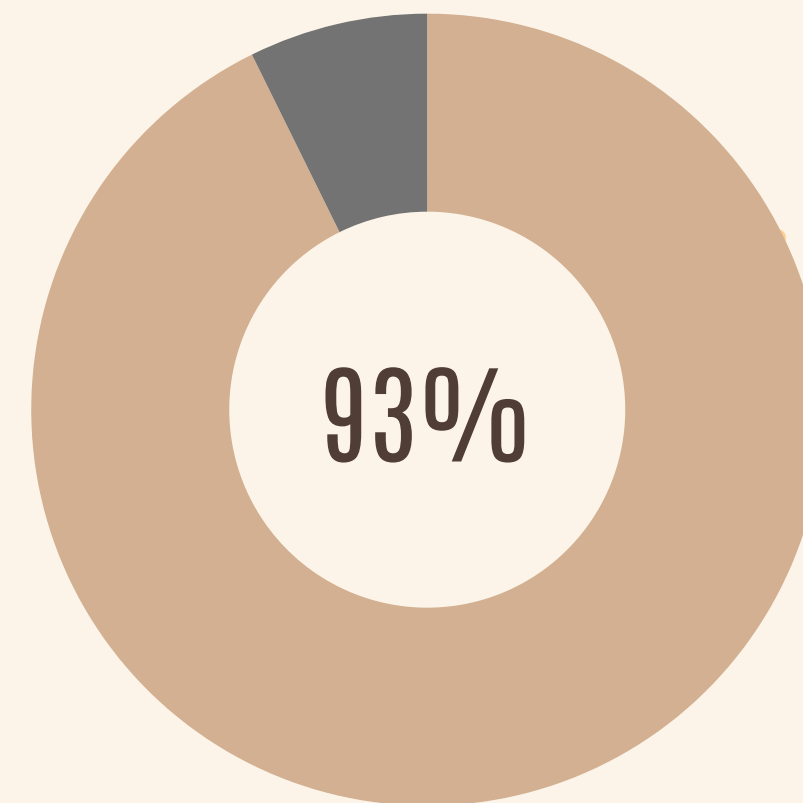


SPRING 2025

Total Gen Ed Course Enrollment = 758

Successful (A,B,C,D) = 539

Unsuccessful (F,W) = 219



SUMMER 2025

Total Gen Ed Course Enrollment = 165

Successful (A,B,C,D) = 153

Unsuccessful (F,W) = 12

76%

COURSE COMPLETION RATE
Academic Year 2024-2025
General Education Courses

ISSA 4

Stretch Goal: 35%

**AT LEAST 25% OF ENROLLED STUDENTS WILL GRADUATE WITHIN THE 150%
NORMAL TIME TO COMPLETION.**

**FALL 2022
COHORT**

95

Students in the Cohort
First Time Full Time

80
Students

84% 1-Term Retention Rate

Retained in Spring 2023

63
Students

66% 1-Year Retention Rate

Retained in Fall 2023

12
Students

13% 2-2.5 Year Graduation Rate

100% Normal Time to Program Completion

27
Students

28%

**150% Normal Time to Program
Completion**

Completers of programs of at least 2 but less than 4
academic years

ISSA 5

Stretch Goal: 25%

AT LEAST 20% OF STUDENTS WHO COMPLETED DEGREE PROGRAMS WILL TRANSFER TO 4-YEAR COLLEGES/UNIVERSITIES.

26%

**AY 2023– 2024
GRADUATES**
(FA23, SP24, SU24)

23 of the **88**
graduates
transferred to
University

19%

AY 2022 - 2023

15 of the 81 graduates
transferred to University

20%

AY 2021 - 2022

16 of the 81 graduates
transferred to University

18%

AY 2020 - 2021

18 of the 102 graduates
transferred to University

10%

AY 2019 - 2020

8 of the 78 graduates
transferred to University

7%

AY 2018 - 2019

6 of the 87 graduates
transferred to University

16%

AY 2017 - 2018

19 of the 119 graduates
transferred to University

19%

AY 2016 - 2017

23 of the 119 graduates
transferred to University

22%

AY 2015 - 2016

14 of the 63 graduates
transferred to University

ISSA 6

Stretch Goal: 55%

AT LEAST 50% OF STUDENTS WHO COMPLETED DEGREE/CERTIFICATE PROGRAMS WILL ENTER THE WORKFORCE (JOB PLACEMENT).

60%

**AY 2023-2024
GRADUATES**
(FA23, SP24, SU24)

53 of the **88**
graduates have
entered the
workforce

69%

AY 2022-2023

56 of the 81 graduates has
entered the workforce

55%

AY 2021-2022

45 of the 81 graduates
entered the workforce

65%

AY 2020-2021

66 of the 102 graduates
entered the workforce

60%

AY 2019-2020

47 of the 78 graduates
entered the workforce

53%

AY 2018-2019

46 of the 87 graduates
entered the workforce

62%

AY 2017-2018

74 of the 119 graduates
entered the workforce

57%

AY 2016-2017

68 of the 119 graduates
entered the workforce

41%

AY 2015-

2016
23 of the 63 graduates
entered the workforce



PALAU COMMUNITY
COLLEGE

Shaping a Stronger Future Together

Continuous Improvement

Student Success

Community Partnership



We Strive to Guarantee Quality and Excellence